

KITCHEN & FURNITURE FITTINGS


Wardrobe Sliding Systems
Wardrobe Accessories





**AUTOMATED
STATE-OF-THE-ART
Manufacturing Facility**

Our **manufacturing** units are equipped with the latest CNC Machines, Hi-Tech Laser Machines, Water-Jet Cutting Machines, and Automatic Polishing and Robotic Welding Machines to deliver consistent finishes. All units have unique operations that work together continuously at maximum efficiency. Each product is checked for quality and perfection, ensuring the highest level of customer satisfaction.




Scan QR Code for Manufacturing Facility

Cluster-1
Kala Amb,
Himachal Pradesh,
India




VMC (Vertical Machine Centre)



Polishing Machine



CNC Punching Machine



Welding Centre

Innovation for **total VISION™**

Ozone continues with the concept of 'Total Vision' to create transparent & elegant commercial spaces. Every fitting in our Architectural Glass Hardware range is designed to meet the concept of 'Total Vision'.

Ozone is a young, dynamic company offering Architectural Hardware & Security Solutions through a wide range of standard and customized products. A solution-centric approach has enabled Ozone to grow from a startup to one of the leading brands in the Architectural Hardware Industry. Globally, the Company has made its footprint by supplying goods to almost 40+ countries. With a Global Perspective in mind right from its inception, the Company has ensured each product has the quality and certifications so that they can be offered to all markets.

Manufacturing Capability

Our state-of-the-art Manufacturing Facilities backed by design capability enable us to provide other OEM services in India and Overseas. We can offer Stainless Steel OEM services for manufacturing of Casted, Machine Turning, & Sheet Metal Components in all grades of Stainless Steel and other metals.



Cluster-2
Ghiloth,
Rajasthan Industrial Area,
India

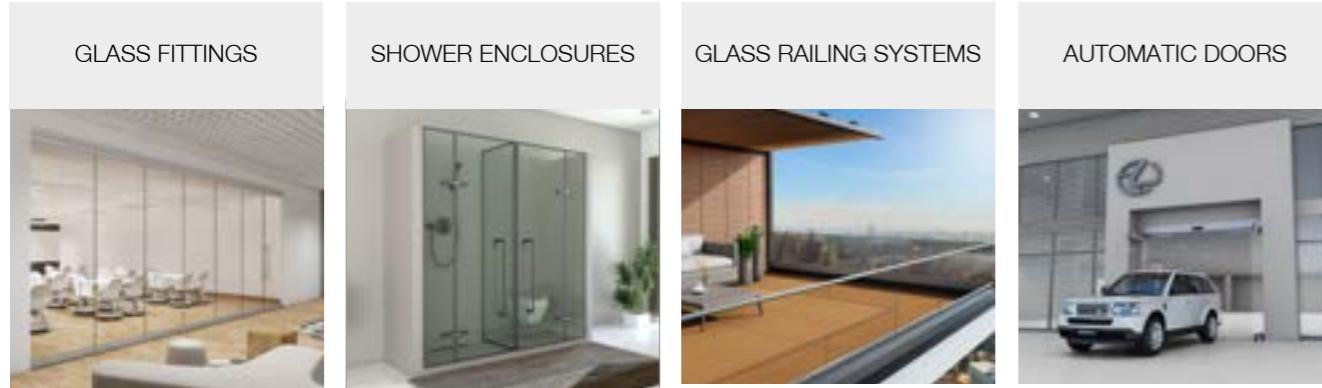
Certification





For over two decades, Ozone has offered Architectural Hardware & Security Solutions with a diversified portfolio of more than 5000 products. These products are tested and certified internationally for quality, functionality, and performance.


Architectural Hardware



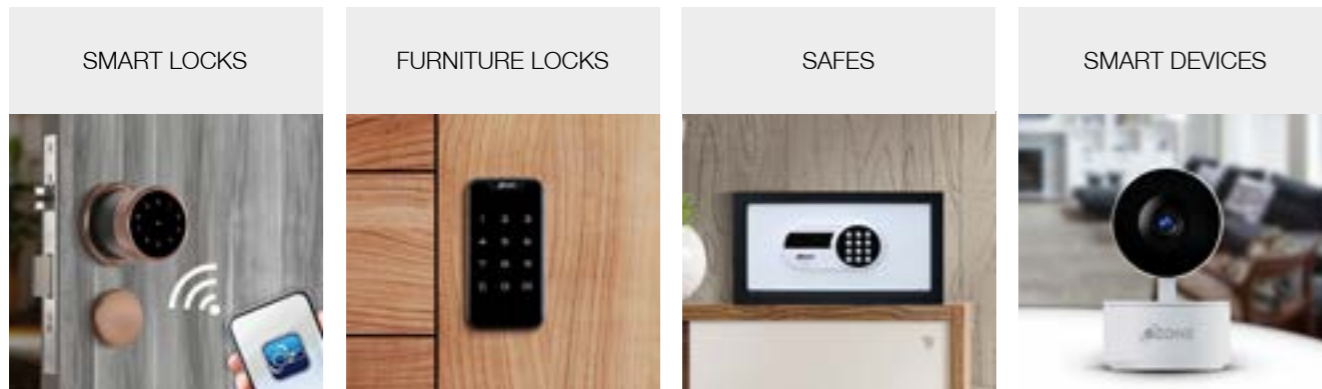
Glass Partition Systems



Door Hardware, Kitchen & Furniture Fittings



Security Solutions



INDEX

KITCHEN & FURNITURE FITTINGS

Page No.

Drawer Systems	1-4
Drawer Accessories	5-6
Drawer Slides	7-9
Furniture Hinges	10-16
Kitchen Accessories	17-22
Lift Up Mechanisms	23-24
Aluminium Profiles	25-33
Wardrobe Sliding Systems	34-42
Wardrobe Accessories	43-45
Bed Fittings	46-48
Connecting Fittings	49
Furniture Locks (Digital & Mechanical)	50-54
Desk Fittings	55-61
Kitchen Wire Baskets- Speedy Series	62-68



TALL UNIT

BI-FOLD LIFT-UP SYSTEM

90° LIFT-UP SYSTEM

KUBELINE SHELVING SYSTEM

HINGES

DISH RACK

LED SKIRTING

DRAWER SYSTEMS

ALUMINIUM PROFILES

WICKER BASKETS

DRAWER SLIDES

PULL-OUT TABLE EXTENTION

CORNER ORGANIZERS

BOTTLE PULL-OUT

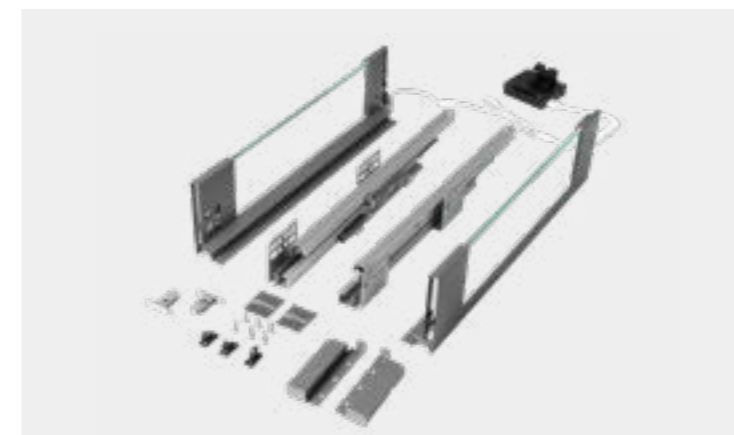
WASTE BINS

INNER DRAWER SYSTEMS



SLIM PRO
ERGOTEC DRAWER SYSTEM

SLIM PRO ERGOTEC GLASS WITH LED DRAWER SYSTEM New



Key Features:

- Slim Pro Ergotec with glass with LED side walls
- Full-extension drawer system ensures smooth and consistent closure.
- Undermount slides equipped with Dual-Synchro and Slow-Motion (FR) damping technology for smooth and controlled movement
- In-built sensor activates LED during drawer movement
- Includes an in-built battery adaptor for LED power supply
- Equipped with integrated drawer tilt adjustment feature
- Flexible system that is easy to assemble and disassemble

Specifications:


- Side panel height: S(84mm)/ M(116mm)/ L(167mm)
- 3D Adjustment: Height: ±2mm, Side: ±1.5mm, Tilt: ±1mm
- Available Depth: 500mm
- Load carrying capacity: 35kg
- Supplied along with battery adapter & wires
- Side panel design: Glass with LED
- Finish: Anthracite Grey

Note: Other depths available against request

Product Code
OE-DWDS-GL-LED-S 500MM ANTHGREY
OE-DWDS-GL-LED-M 500MM ANTHGREY
OE-DWDS-GL-LED-L 500MM ANTHGREY



SLIM PRO ERGOTEC GLASS DRAWER SYSTEM New



Key Features:

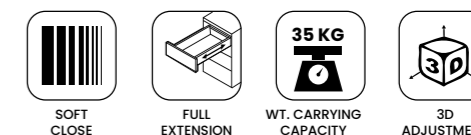
- Slim Pro Ergotec with glass side walls
- Full-extension drawer system ensures smooth and consistent closure.
- Undermount slides equipped with Dual-Synchro and Slow-Motion (FR) damping technology for smooth and controlled movement
- Equipped with integrated drawer tilt adjustment feature
- Flexible system that is easy to assemble and disassemble

Specifications:

- Side panel height: S(84mm)/ M(116mm)/ L(167mm)
- 3D Adjustment: Height: ±2mm, Side: ±1.5mm, Tilt: ±1mm
- Available Depth: 500mm
- Load carrying capacity: 35kg
- Side panel design: Glass
- Finish: Anthracite Grey

Note: Other depths available against request

Product Code
OE-DWDS-GL-S 500MM ANTHGREY
OE-DWDS-GL-M 500MM ANTHGREY
OE-DWDS-GL-L 500MM ANTHGREY



SLIM PRO ERGOTEC DRAWER SYSTEM

New

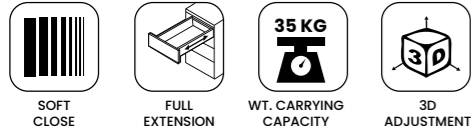


Key Features:

- Slim pro ergotec drawer system in Small/ Medium/ Large/ Extra large heights
- Full extension/synchronised & soft close heavy duty undermount slides
- High storage capacity
- Dual synchro & slow motion damping technology
- Equipped with integrated drawer tilt adjustment feature
- Flexible system, easy to assemble and remove

Specifications:

- Side panel height S(84mm)/ M(116mm)/ L(167mm)/ XL(199mm)
- 3D Adjustment: Height: ±2mm, Side: ±1.5mm, Tilt: ±1mm
- Available Depth: 400-600mm
- Load bearing capacity: 35kg
- Side panel design: Metal
- Finish: Anthracite Grey



Product Code
OE-DWDS-PRO-S 400MM ANTHGREY
OE-DWDS-PRO-S 450MM ANTHGREY
OE-DWDS-PRO-S 500MM ANTHGREY
OE-DWDS-PRO-S 550MM ANTHGREY
OE-DWDS-PRO-S 600MM ANTHGREY
OE-DWDS-PRO-M 400MM ANTHGREY
OE-DWDS-PRO-M 450MM ANTHGREY
OE-DWDS-PRO-M 500MM ANTHGREY
OE-DWDS-PRO-M 550MM ANTHGREY
OE-DWDS-PRO-M 600MM ANTHGREY
OE-DWDS-PRO-L 400MM ANTHGREY
OE-DWDS-PRO-L 450MM ANTHGREY
OE-DWDS-PRO-L 500MM ANTHGREY
OE-DWDS-PRO-L 550MM ANTHGREY
OE-DWDS-PRO-L 600MM ANTHGREY
OE-DWDS-PRO-XL 400MM ANTHGREY
OE-DWDS-PRO-XL 450MM ANTHGREY
OE-DWDS-PRO-XL 500MM ANTHGREY
OE-DWDS-PRO-XL 550MM ANTHGREY
OE-DWDS-PRO-XL 600MM ANTHGREY

SLIM PRO ERGOTEC INNER DRAWER

New



INNER DRAWERS WITH METAL FRONT PANEL

Note: Please purchase 84mm/ 116mm/ 167mm drawer system as per required inner drawer height

Product Code (FOR ERGOTEC S SIZE)
OE-DWDS-ID-FBM-S STD ANTHGREY
OE-DWDS-ID-MFP-S 2000MM ANTHGREY

Product Code (FOR ERGOTEC M SIZE)
OE-DWDS-ID-FBM-M STD ANTHGREY
OE-DWDS-ID-MFP-SR-M 2000MM ANTHGREY

Product Code (FOR ERGOTEC L SIZE)
OE-DWDS-ID-FBM-L STD ANTHGREY
OE-DWDS-ID-MFP-SR-L 2000MM ANTHGREY



INNER DRAWERS WITH GLASS FRONT PANEL

Note: Please purchase 84mm/ 116mm/ 167mm drawer system as per required inner drawer height

Product Code (FOR ERGOTEC S SIZE)
OE-DWDS-ID-FBG-S STD ANTHGREY
OE-DWDS-ID-GSP 2000MM ANTHGREY

Product Code (FOR ERGOTEC M SIZE)
OE-DWDS-ID-FBG-M STD ANTHGREY
OE-DWDS-ID-GSP 2000MM ANTHGREY

Product Code (FOR ERGOTEC L SIZE)
OE-DWDS-ID-FBG-L STD ANTHGREY
OE-DWDS-ID-GSP 2000MM ANTHGREY

ERGOTEC SQUARE RAIL



Product Code	Size(NL)
OE-DWDS-SL-SQ-RL 450MM GREY	450mm
OE-DWDS-SL-SQ-RL 500MM GREY	500mm
OE-DWDS-SL-SQ-RL 550MM GREY	550mm

Note: Supplied along with back and front connector

DRAWER ACCESSORIES

PVC CUTLERY TRAY



OK-CT-N 450MM MG
Size (mm):
380 x 485 x 50 (WxDxH)



OK-CT-N 600MM MG
Size (mm):
530 x 485 x 50 (WxDxH)



OK-CT-N 700MM MG
Size (mm):
640 x 485 x 50 (WxDxH)



OK-CT-N 800MM MG
Size (mm):
740 x 485 x 50 (WxDxH)



OK-CT-N 900MM MG
Size (mm):
830 x 485 x 50 (WxDxH)


Key Features:

- * Customizable drawer organization with adjustable partitions.
- * High-quality ABS and food-grade polypropylene construction.
- * Side buffer with markings for precise fitting.
- * Grey finish to complement our Ergotec Drawer System.
- * Ideal for storing kitchen cutlery.
- * Easy removal for cleaning.



Scan QR for Product Video

DRAWER MAT



Width: 500mm
Available in 2m & 4m




Product Code
OK-ASM 500x2000MM GREY
OK-ASM 500x4000MM GREY

DRAWER ACCESSORIES

SS CUTLERY TRAY



OK-CT-SS-01 500MM SSS
Size (mm): 103 x 472 x 65 (WxDxH)




OK-CT-SS-02 500MM SSS
Size (mm): 280 x 472 x 65 (WxDxH)



OK-CT-SS-03 500MM SSS
Size (mm): 380 x 472 x 65 (WxDxH)



OK-CT-SS-04 500MM SSS
Size (mm): 535 x 472 x 65 (WxDxH)



OK-CT-SS-05 500MM SSS
Size (mm): 810 x 472 x 65 (WxDxH)


Key Features:

- Made of Stainless Steel 304 with plastic end covers
- Convenient way of storing cutlery
- Space saving with elegant design
- For carcass external depth 500mm
- Various arrangements are possible in a drawer




Scan QR for Product Video

ADJUSTABLE DISH ORGANIZERS




OK-APH-SS STD GREY
Adjustable Dish Organizers



Expandable

UNDERMOUNT SOFT CLOSE SLIDES FOR WIRE BASKET



- Soft Close
- Full Extension
- Weight Carrying Capacity: 35Kg
- Finish Available: Zinc
- 16mm Panel Thickness



Product Code	Description
OE-UMS-SC-FE-11 450MM-18" ZINC	18" Wire basket Undermount drawer slides
OE-UMS-SC-FE-11 500MM-20" ZINC	20" Wire basket Undermount drawer slides

UNDERMOUNT SOFT CLOSE SLIDES



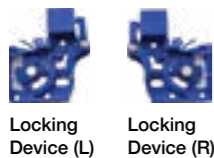
- Soft Close
- Full Extension
- Weight Carrying Capacity: 35Kg
- Finish Available: Zinc
- 48 Hours Salt Spray Tested
- 16mm Panel Thickness



Product Code	Description
OE-UMS-SC-FE-D 300MM-12" ZINC	12" Undermount Drawer Slide
OE-UMS-SC-FE-D 350MM-14" ZINC	14" Undermount Drawer Slide
OE-UMS-SC-FE-D 400MM-16" ZINC	16" Undermount Drawer Slide
OE-UMS-SC-FE-D 450MM-18" ZINC	18" Undermount Drawer Slide
OE-UMS-SC-FE-D 500MM-20" ZINC	20" Undermount Drawer Slide
OE-UMS-SC-FE-D 550MM-22" ZINC	22" Undermount Drawer Slide
OE-UMS-SC-FE-D 600MM-24" ZINC	24" Undermount Drawer Slide



Scan QR for Installation Video

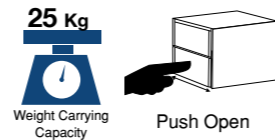


Locking Device (L) Locking Device (R)

UNDERMOUNT PUSH OPEN SLIDES



- Push Open
- Partial Extension Slide
- Weight Carrying Capacity: 25Kg



Product Code	Description
OZ-CR-SE-PO 300MM-12" ZINC	12" Partial Extension Push Open Slide
OZ-CR-SE-PO 350MM-14" ZINC	14" Partial Extension Push Open Slide
OZ-CR-SE-PO 400MM-16" ZINC	16" Partial Extension Push Open Slide
OZ-CR-SE-PO 450MM-18" ZINC	18" Partial Extension Push Open Slide
OZ-CR-SE-PO 500MM-20" ZINC	20" Partial Extension Push Open Slide
OZ-CR-SE-PO 550MM-22" ZINC	22" Partial Extension Push Open Slide
OZ-CR-SE-PO 600MM-24" ZINC	24" Partial Extension Push Open Slide



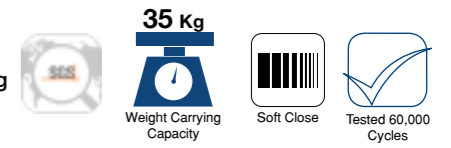
OZ-CR-SE-PO Locking Pin

NEW SOFT CLOSE BALL BEARING SLIDES



Scan QR for Product Video

- Soft Close • Full Extension
- Weight Carrying Capacity: 35Kg
- Finish Available: Zinc
- 48 Hours Salt Spray Tested

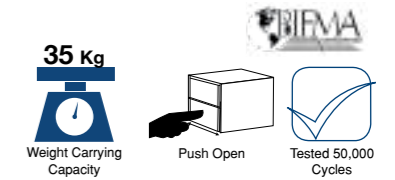


Product Code	Description
OBBS-4511SC-N 300MM-12" ZINC	12" Full Extension Soft Close Drawer Slide
OBBS-4511SC-N 350MM-14" ZINC	14" Full Extension Soft Close Drawer Slide
OBBS-4511SC-N 400MM-16" ZINC	16" Full Extension Soft Close Drawer Slide
OBBS-4511SC-N 450MM-18" ZINC	18" Full Extension Soft Close Drawer Slide
OBBS-4511SC-N 500MM-20" ZINC	20" Full Extension Soft Close Drawer Slide
OBBS-4511SC-N 550MM-22" ZINC	22" Full Extension Soft Close Drawer Slide
OBBS-4511SC-N 600MM-24" ZINC	24" Full Extension Soft Close Drawer Slide

PUSH OPEN BALL BEARING SLIDES




- Push Open • Full Extension
- Weight Carrying Capacity: 35Kg
- Finish Available: Zinc
- 24 Hours Salt Spray Tested

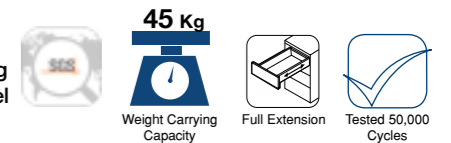


Product Code	Description
OBBS-4511PO 300MM 12" ZINC	12" Push Open Drawer Slide
OBBS-4511PO 350MM 14" ZINC	14" Push Open Drawer Slide
OBBS-4511PO 400MM 16" ZINC	16" Push Open Drawer Slide
OBBS-4511PO 450MM 18" ZINC	18" Push Open Drawer Slide
OBBS-4511PO 500MM 20" ZINC	20" Push Open Drawer Slide
OBBS-4511PO 550MM 22" ZINC	22" Push Open Drawer Slide
OBBS-4511PO 600MM 24" ZINC	24" Push Open Drawer Slide

SS 304 FULL EXTENSION BALL BEARING SLIDES



- Full Extension
- Weight Carrying Capacity: 45Kg
- Finish Available: Stainless Steel
- 300 Hours Salt Spray Tested



Product Code	Description
OBBS-4511-304S 350MM-14" SS	14" Full Extension Ball Bearing Slide
OBBS-4511-304S 400MM-16" SS	16" Full Extension Ball Bearing Slide
OBBS-4511-304S 450MM-18" SS	18" Full Extension Ball Bearing Slide
OBBS-4511-304S 500MM-20" SS	20" Full Extension Ball Bearing Slide
OBBS-4511-304S 550MM-22" SS	22" Full Extension Ball Bearing Slide

SS 304 Fixing Screws (12 No's) provided with packing

45KG BALL BEARING SLIDES



Black finish available on request

- Full Extension
- Weight Carrying Capacity: 45Kg
- Finishes Available: Zinc & Black
- 48 Hours Salt Spray Tested



Product Code	Description
OBBS-4511I 250MM-10" ZINC	10" Full Extension Drawer Slide
OBBS-4511I 300MM-12" ZINC	12" Full Extension Drawer Slide
OBBS-4511I 350MM-14" ZINC	14" Full Extension Drawer Slide
OBBS-4511I 400MM-16" ZINC	16" Full Extension Drawer Slide
OBBS-4511I 450MM-18" ZINC	18" Full Extension Drawer Slide
OBBS-4511I 500MM-20" ZINC	20" Full Extension Drawer Slide
OBBS-4511I 550MM-22" ZINC	22" Full Extension Drawer Slide
OBBS-4511I 600MM-24" ZINC	24" Full Extension Drawer Slide
OBBS-4511I 650MM-26" ZINC	26" Full Extension Drawer Slide
OBBS-4511I 700MM-28" ZINC	28" Full Extension Drawer Slide

HEAVY DUTY BALL BEARING SLIDES




- Full Extension
- Weight Carrying Capacity: 100Kg
- Finish Available: Zinc



Product Code	Description
OBBS-FE-100HD 750MM-30" ZINC	30" Heavy Duty Ball Bearing Slides
OBBS-FE-100HD 900MM-36" ZINC	36" Heavy Duty Ball Bearing Slides

ANTI TILT SLIDES



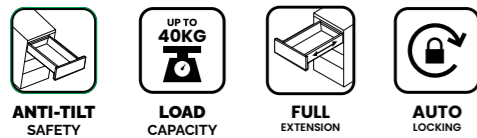
Product Code	Description
OBBS-ILS 300MM-12" ZINC	12" ball bearing anti-tilt slides
OBBS-ILS 350MM-14" ZINC	14" ball bearing anti-tilt slides
OBBS-ILS 400MM-16" ZINC	16" ball bearing anti-tilt slides
OBBS-ILS 450MM-18" ZINC	18" ball bearing anti-tilt slides
OBBS-ILS 500MM-20" ZINC	20" ball bearing anti-tilt slides
OBBS-ILS ACC STD SSS	100mm interlocking rod for anti-tilt slides

Features:

- Load Capacity- Up to 40Kg
- Available Depth-400/450/500mm
- Slide Thickness-12.7mm
- Interlocking Rod Size-100mm
- Slide Width-45mm
- Finish-Zinc Plated

Specifications:

- Available Depth: 400-500mm
- Load bearing capacity-40kg
- Slide thickness-12.7mm
- Slide Width- 45mm



E-SERIES AUTO CLOSE SCREW-ON HINGE WITH 2 HOLE MOUNTING PLATE



- Opening Angle: 110°
- Door Thickness: 14-22mm
- E-Series Auto Close Screw-on
- Finish: Nickel Plated
- 50,000 Cycle Tested
- 48 hrs Salt Spray Tested



EC351-SO-A2S C0 NP



EC351-SO-B2S C8 NP



EC351-SO-C2S C15 NP

E-SERIES AUTO CLOSE SCREW-ON HINGE WITH 4 HOLE MOUNTING PLATE



- Opening Angle: 110°
- Door Thickness: 14-22mm
- Auto Close Screw-on
- Finish: Nickel Plated
- 50,000 Cycle Tested
- 48 hrs Salt Spray Tested



EC351-SO-A4S C0 NP



EC351-SO-B4S C8 NP



EC351-SO-C4S C15 NP

AUTO CLOSE SCREW-ON HINGE WITH 2 HOLE MOUNTING PLATE & COVER CAP

- Opening Angle: 110°
- Door Thickness: 14-22mm
- Auto Close Screw-on
- Finish: Nickel Plated
- 40,000 Cycle Tested
- 48 hrs Salt Spray Tested



EC351-A2S C0 NP



EC351-B2S C8 NP



EC351-C2S C15 NP

AUTO CLOSE SCREW-ON HINGE WITH 4 HOLE MOUNTING PLATE & COVER CAP

- Opening Angle: 110°
- Door Thickness: 14-22mm
- Auto Close Screw-on
- Finish: Nickel Plated
- 50,000 Cycle Tested
- 48 hrs Salt Spray Tested



EC351-A4S C0 NP



EC351-B4S C8 NP



EC351-C4S C15 NP

E-SERIES AUTO CLOSE CLIP-ON HINGE WITH 2 HOLE MOUNTING PLATE  Series

- Opening Angle: 110°
- Door Thickness: 14-22mm
- E-Series Auto Close Clip-on
- Finish: Nickel Plated
- 50,000 Cycle Tested
- 48 hrs Salt Spray Tested



EC351-CO-A2S C0 NP



EC351-CO-B2S C8 NP



EC351-CO-C2S C15 NP

AUTO CLOSE CLIP-ON HINGE WITH 2 HOLE MOUNTING PLATE

- Opening Angle: 110°
- Door Thickness: 14-24mm
- Auto Close Clip-on
- Finish: Nickel Plated
- 50,000 Cycle Tested
- 24 hrs Salt Spray Tested



OEC476-A2S C0 NP



OEC476-B2S C8 NP



OEC476-C2S C15 NP

SOFT CLOSE CLIP-ON 3D ADJ. HINGE WITH 3 HOLE MOUNTING PLATE

- Opening Angle: 100°
- Door Thickness: 14-20mm
- 3D Adjustment
- Finish: Nickel Plated
- 50,000 Cycle Tested
- 48 hrs Salt Spray Tested



OEC451-A3S-SC 3DA NP



OEC451-B3S-SC 3DA NP



OEC451-C3S-SC 3DA NP

SOFT CLOSE CLIP-ON 3D ADJ. HINGE WITH 2 HOLE MOUNTING PLATE (without cover cap & screws)

- Opening Angle: 100°
- Door Thickness: 14-24mm
- 3D Adjustment
- Finish: Nickel Plated
- 40,000 Cycle Tested
- 48 hrs Salt Spray Tested



OEC451-A2S-SCN 3DA NP



OEC451-B2S-SCN 3DA NP



OEC451-C2S-SCN 3DA NP

SOFT CLOSE CLIP-ON HINGE WITH 4 HOLE MOUNTING PLATE (Without cover cap & Screws)

- Opening Angle: 105°
- Door Thickness: 14-22mm
- Soft Close Clip-on
- Finish: Nickel Plated
- 50,000 Cycle Tested
- 48 hrs Salt Spray Tested



OEC451-A4S-SCN C0 NP



OEC451-B4S-SCN C8 NP



OEC451-C4S-SCN C15 NP

SOFT CLOSE CLIP-ON HINGE WITH 2 HOLE MOUNTING PLATE (Without cover cap & Screws)

- Opening Angle: 95°
- Door Thickness: 14-24mm
- Soft Close Clip-on
- Finish: Nickel Plated
- 40,000 Cycle Tested
- 48 hrs Salt Spray Tested



OEC451-A2S-SCN C0 NP



OEC451-B2S-SCN C8 NP



OEC451-C2S-SCN C15 NP

SOFT CLOSE SCREW-ON HINGE WITH 4 HOLE MOUNTING PLATE

- Opening Angle: 105°
- Door Thickness: 14-22mm
- Soft Close Screw-on
- Finish: Nickel Plated
- 50,000 Cycle Tested
- 48 hrs Salt Spray Tested



OEC451-SO-A4S-SC C0 NP



OEC451-SO-B4S-SC C8 NP



OEC451-SO-C4S-SC C15 NP

SOFT CLOSE SCREW-ON HINGE WITH 2 HOLE MOUNTING PLATE

- Opening Angle: 105°
- Door Thickness: 14-22mm
- Soft Close Screw-on
- Finish: Nickel Plated
- 50,000 Cycle Tested
- 48 hrs Salt Spray Tested



OEC451-SO-A2S-SC C0 NP



OEC451-SO-B2S-SC C8 NP



OEC451-SO-C2S-SC C15 NP

SOFT CLOSE CLIP-ON THICK DOOR HINGE WITH 2 HOLE MOUNTING PLATE

- Opening Angle: 95°
- Door Thickness: 16-30mm
- Thick Door Hinge
- Finish: Nickel Plated
- 50,000 Cycle Tested
- 24 hrs Salt Spray Tested



OEC501-A2S-SC C0 NP



OEC501-B2S-SC C8 NP



OEC501-C2S-SC C15 NP

AUTO CLOSE SCREW-ON THICK DOOR HINGE WITH 2 HOLE MOUNTING PLATE

- Opening Angle: 95°
- Door Thickness: 20-28mm
- Thick Door Hinge
- Finish: Nickel Plated
- 50,000 Cycle Tested
- 48 hrs Salt Spray Tested



EC401-A2S C0 NP



EC401-B2S C8 NP



EC401-C2S C15 NP

SOFT CLOSE CLIP-ON 3D ADJ. HINGE WITH 2 HOLE MOUNTING PLATE (with cover cap & screws)

- Opening Angle: 100°
- Door Thickness: 14-24mm
- 3D Adjustment
- Finish: Nickel Plated
- 40,000 Cycle Tested
- 48 hrs Salt Spray Tested



OEC451-A2S-SC 3DA NP



OEC451-B2S-SC 3DA NP



OEC451-C2S-SC 3DA NP

SOFT CLOSE CLIP-ON HINGE WITH 4 HOLE MOUNTING PLATE (with cover cap & screws)

- Opening Angle: 105°
- Door Thickness: 14-22mm
- Soft Close Clip-on
- Finish: Nickel Plated
- 50,000 Cycle Tested
- 48 hrs Salt Spray Tested



OEC451-A4S-SC C0 NP



OEC451-B4S-SC C8 NP



OEC451-C4S-SC C15 NP

SOFT CLOSE CLIP-ON HINGE WITH 2 HOLE MOUNTING PLATE (with cover cap & screws)

- Opening Angle: 95°
- Door Thickness: 14-24mm
- Soft Close Clip-on
- Finish: Nickel Plated
- 40,000 Cycle Tested
- 48 hrs Salt Spray Tested



OEC451-A2S-SC C0 NP



OEC451-B2S-SC C8 NP



OEC451-C2S-SC C15 NP

SOFT CLOSE CLIP-ON SS 304 HINGE WITH 4 HOLE MOUNTING PLATE

- Opening Angle: 100-105
- Door Thickness: 15-20mm
- SS 304 Material
- Finish: Stainless Steel
- 80,000 Cycle Tested
- 72 hrs Salt Spray Tested



OEC451-304S-A4S-SC STD SSS
OEC451-304S-B4S-SC STD SSS
OEC451-304S-C4S-SC STD SSS

SOFT CLOSE CLIP-ON 3D ADJ. HINGE WITH LINEAR MOUNTING PLATE & COVER CAP

- Opening Angle: 105°
- Door Thickness: 14-22mm
- 3D Adjustment
- Finish: Titanium Black
- 50,000 Cycle Tested
- 24 hrs Salt Spray Tested



OEC451LN-A2S-SC 3D T-BLACK
OEC451LN-B2S-SC 3D T-BLACK
OEC451LN-C2S-SC 3D T-BLACK

SOFT CLOSE CLIP-ON WIDE ANGLE HINGE WITH 2 HOLE MOUNTING PLATE

- Opening Angle: 165°
- Door Thickness: 14-24mm
- Wide Angle Hinge
- Finish: Nickel Plated
- 50,000 Cycle Tested
- 48 hrs Salt Spray Tested



OEC170-SC-A2S C0 NP



OEC170-SC-B2S C8 NP



OEC170-SC-C2S C15 NP

AUTO CLOSE SCREW-ON WIDE ANGLE HINGE WITH 2 HOLE MOUNTING PLATE

- Opening Angle: 165°
- Door Thickness: 14-24mm
- Wide Angle Hinge
- Finish: Nickel Plated
- 50,000 Cycle Tested
- 48 hrs Salt Spray Tested



OEC352-A2S C0 NP



OEC352-B2S C8 NP



OEC352-C2S C15 NP

AUTO CLOSE SCREW-ON PIE CORNER HINGE WITH 2 HOLE MOUNTING PLATE

- Opening Angle: 135°
- Door Thickness: 14-24mm
- Pie Corner Hinge
- Finish: Nickel Plated
- 50,000 Cycle Tested
- 48 hrs Salt Spray Tested



OEC35-H2S STD NP

SOFT CLOSE SCREW-ON BLIND CORNER HINGE WITH 2 HOLE MOUNTING PLATE & COVER CAP

- Opening Angle: 90°
- Door Thickness: 14-24mm
- Blind Corner Hinge
- Finish: Nickel Plated
- 50,000 Cycle Tested
- 24 hrs Salt Spray Tested



OEC451-G2S-SC STD NP

AUTO CLOSE SCREW-ON BLIND CORNER HINGE WITH 2 HOLE MOUNTING PLATE

- Opening Angle: 100°
- Door Thickness: 14-24mm
- Blind Corner Hinge
- Finish: Nickel Plated
- 40,000 Cycle Tested
- 48 hrs Salt Spray Tested



OEC35-G2S STD NP

AUTO CLOSE SCREW-ON SHORT ARM HINGE WITH 4 HOLE MOUNTING PLATE

- Opening Angle: 95°
- Door Thickness: 15-18mm
- Short Arm Hinge
- Finish: Nickel Plated
- 50,000 Cycle Tested
- 24 hrs Salt Spray Tested



EC351-SA-A4S C0 NP

AUTO CLOSE CLIP-ON 19MM AL. PROFILE HINGE WITH 2 HOLE MOUNTING PLATE & COVER CAP

- Opening Angle: 95°
- Al. Profile Size: 19-25mm
- 19mm Al. Profile Hinge
- Finish: Nickel Plated
- 50,000 Cycle Tested
- 24 hrs Salt Spray Tested



OEC430-A2S-AL C0 NP



OEC430-B2S-AL C8 NP



OEC430-C2S-AL C15 NP

AUTO CLOSE SCREW-ON 30°/ 45° FACE ANGLE HINGE WITH 2 HOLE MOUNTING PLATE & COVER CAP

- Opening Angle: 95°
- Door Thickness: 14-22mm
- Special Face Angle Hinge
- Finish: Nickel Plated
- 40,000 Cycle Tested
- 24 hrs Salt Spray Tested



30° Face Angle

OEC35-F2S STD NP



45° Face Angle

OEC35-E2S STD NP

AIR HINGE

- Opening Angle: 105°
- Door Thickness: 18-32mm
- Finish: Titanium Black
- 3D Adjustment



OZ-WB-AH-3D 25KG T-BLACK



Air Hinge Connector



OZ-WB-AH-ACC STD ZINC

Note: Supplied with screws (M4x10mm 20 nos.)

ELECTRONIC GLASS SHELF ELEVATOR



Features

- Complete ready-to-install solution, allowing users to set it up with minimal effort.
- Vertical storage system that lifts items up and down to provide easy access and maximize kitchen cabinet space.
- System uses an automatic lifting mechanism to effortlessly raise and lower the storage shelves with one click on the bottom panel.
- Smooth and quiet operation.
- Supports a maximum load of 20 kg.
- Equipped with an anti-collision feature.
- Helps optimize cabinet space and reduce clutter on countertops.

Specifications

- Dimension: 900 x 330 x 700 mm (W x D x H)
- Shelf Quantity: 2
- Maximum Load: 20 kg
- Power Input: 100-240V AC, 50/60Hz
- Output: 12V DC
- Maximum Power: 48W
- Ascend Time: 11-12 secs
- Descend Time: 8-10 secs
- Lifting Range: 0-480mm



Scan QR for Product Video

Product Code	Cabinet Size
OE-EGSE H700xW900MM ANTHGREY	900mm

MULTI FUNCTIONAL PULL-OUT 300MM & 450MM



Features

- Single storage solution for all type of kitchen essential (cutlery/ bottles/ storage boxes)
- High load carrying capacity that can hold up to 20 kg
- Premium organization that effectively organizes kitchen products
- Efficient storage with multiple storage options
- Anti-Skid Base that ensures stability and safety of stored items
- Soft close mechanism that ensures smooth closure for gentle movement
- Modern design that is designed to complement modern kitchens

Specifications

- Min. cabinet height: 660mm
- Suitable for cabinet outer width: 300 & 450mm
- Cabinet clear depth: min 500mm
- Finish: Frame: Grey, Basket: Anth Grey



Scan QR for Product Video

Product Code	Cabinet Size
OK-MFPO 300MM ANTHGREY	300mm
OK-MFPO 450MM ANTHGREY	450mm

BOTTLE PULL-OUT

(Glass Basket)



Product Code	Cabinet Size
OK-BPO-GB-02-R 200MM SS	200mm
OK-BPO-GB-02-L 200MM SS	200mm
OK-BPO-GB-02-R 300MM SS	300mm
OK-BPO-GB-02-L 300MM SS	300mm

Note: Supplied along with slides

WICKER BASKETS (PVC)



Note: Supplied along with aluminium frame & slides

BOTTLE PULL-OUT

(Chrome Baskets)



Product Code	Cabinet Size
OK-BPO-02-L 200MM CP	200mm
OK-BPO-02-R 200MM CP	200mm
OK-BPO-02-L 300MM CP	300mm
OK-BPO-02-R 300MM CP	300mm

BOTTLE PULL-OUT

(Chrome Baskets)



Product Code	Cabinet Size
OK-BPO-02-L 150MM CP	150mm
OK-BPO-02-R 150MM CP	150mm

ROLLER SHUTTER SYSTEMS



OE-RS-M 600x1400MM BLACK
600x1400mm (WxH)
Material: PVC
Finish: Black



OE-RS-M 600x1400MM SILVER
600x1400mm (WxH)
Material: PVC
Finish: Silver

KITCHEN TALL UNIT (GLASS BASKET)

New



Features:

- Premium kitchen pantry system with soft-close swing-out shelves for a gentle, quiet operation.
- Dual storage capacity that utilize both cabinet space and convenient door baskets.
- Adjustable & removable baskets that customize your organization with easy adjustable glass baskets.
- Anti-skid base baskets feature non-slip base to keep items secure.

Specifications:

- Silent mechanism
- Adjustable frame height
- Available in 2 different cabinet width i.e. 450 & 600mm
- Available in 2 different adjustable height
 - 1150-1410mm
 - 1900-2160mm

Available Sizes:

Product Code	Description
OK-TU-F-02-8B 450MM SILVER OK-TU-GB-02-8B 450MM SS	450mm(W) (4+4) Frame & Baskets
OK-TU-F-02-8B 600MM SILVER OK-TU-GB-02-8B 600MM SS	600mm(W) (4+4) Frame & Baskets
OK-TU-F-02-12B 450MM SILVER OK-TU-GB-02-12B 450MM SS	450mm(W) (6+6) Frame & Baskets
OK-TU-F-02-12B 600MM SILVER OK-TU-GB-02-12B 600MM SS	600mm(W) (6+6) Frame & Baskets

KITCHEN TALL UNIT (CHROME BASKET)



Features:

- Premium kitchen pantry system with soft-close swing-out shelves for a gentle, quiet operation.
- Dual storage capacity that utilize both cabinet space and convenient door baskets.
- Adjustable & removable baskets that customize your organization with easy adjustable chrome baskets.
- Anti-skid base baskets feature non-slip base to keep items secure.

Specifications:

- Silent mechanism
- Adjustable frame height
- Available in 2 different cabinet width i.e. 450 & 600mm
- Available in 2 different adjustable height
 - 1150-1410mm
 - 1900-2160mm



Scan QR for Installation Video

Available Sizes:

Product Code	Description
OK-TU-F-02-8B 450MM SILVER OK-TU-B-02-8B 450MM CP	450mm(W) (4+4) Frame & Baskets
OK-TU-F-02-8B 600MM SILVER OK-TU-B-02-8B 600MM CP	600mm(W) (4+4) Frame & Baskets
OK-TU-F-02-12B 450MM SILVER OK-TU-B-02-12B 450MM CP	450mm(W) (6+6) Frame & Baskets
OK-TU-F-02-12B 600MM SILVER OK-TU-B-02-12B 600MM CP	600mm(W) (6+6) Frame & Baskets

UNIVERSAL MAGIC CORNER

New



Product Code	Description
OK-MCB-U-G 900MM SSS	900mm
OK-MCF-U 900MM GREY	900mm

Features

- Universal corner mechanism for both left and right handed blind corner cabinets
- Mechanism allows easy & full access to items stored in the corner cabinet
- Three simple steps to easily pull the entire corner out of the cabinet
- Glass baskets equipped with hook design makes easy to disassemble and clean
- Maximizes storage capacity by providing 4 layer storage options
- Anti-skid base inside glass basket ensures stability and safety
- The shelves can be adjusted to accommodate items of different heights
- Integrated soft close mechanism for smooth closure

Specifications

- Load Capacity: 20Kg
- Cabinet Dimension: Minm. Depth: 500mm, Minm. Height: 650mm, Minm Width: 1000mm
- Door Width: minm. 430mm
- Material: Frame-Metal, Basket-Aluminium alloy + Glass
- Finish: Frame-Antracity Grey, Basket-Glass+SS

NOTE: Please order blind corner hinge (OEC451-G2S-SC STD NP) for easy access

S-CAROUSEL



Product Code	Description
OK-SC-02-R 900MM CP	900mm Right Mechansim
OK-SC-02-L 900MM CP	900mm Left Mechansim

SS DISH RACK



Product Code	Cabinet Size
OK-DR-N 600MM SSS	600mm
OK-DR-N 800MM SSS	800mm
OK-DR-N 900MM SSS	900mm



Scan QR for Product Video

PULL-OUT TABLE EXTENTION



OE-PUTE-1L STD SSS
Width Panel Size: 600-1200mm
Internal Minimum Drawer Size:
Height-170mm Depth-460mm



OE-PUTE-2 STD SSS
Width Panel Size: 600-1200mm
Internal Minimum Drawer Size:
Height-146mm Depth-550mm



OE-PUTE-3 STD SSS
Width Panel Size: 600-1200mm
Internal Minimum Drawer Size:
Height-135mm Depth-540mm

KITCHEN WASTE BINS New



Scan QR for Product Video



OK-POB-2 2x11L GREY

- Bin capacity up to 22L (11Lx2)
- Total loading up to 25kg
- Min. cabinet size: Depth- 450mm; Height- 450mm; Width-300mm
- Material: PVC (bins), Cold rolled steel(slides)
- Finish: Anthracite Grey



OK-POB-3 3X10L GREY

- Bin capacity up to 30L (10Lx3)
- Total loading up to 25kg
- Min. cabinet size: Depth- 480mm; Height- 480mm; Width- 300mm
- Material: PVC (bins), Cold rolled steel(slides)
- Finish: Anthracite Grey



OK-RB 10L SSS

- Bin capacity up to 10L
- Total loading up to 7kg
- Min. cabinet size: Depth-Min. 350mm; Height- 400mm
- Width-300mm

LED ALUMINIUM SKIRTING New



OK-SK-LED-100 3M BM



SKIRTING DETAILS

- Length : 3000mm
- Height : 100mm
- Material : Aluminium
- Finish : Black Matt



CONNECTOR DETAILS

- Material : Aluminium
- Available Connectors : Rectangle- 90°, 180°
- Finish : Black Matt

OK-SK-ACC90-LED 100MM BM
OK-SK-ACC180-LED 100MM BM

PVC SKIRTING



Square/Flexi Corner Connector
OK-SK-100 3M SSS
OK-SK-150 3M SSS



PVC Skirting with Aluminium Foil
Length: 3mtr
Finish: SSS



Flexible Connector



OK-SK-ACC 100MM SSS
OK-SK-ACC 150MM SSS
Flexible Connectors with bottom plastic seal
Height: 100mm & 150mm
Finish: SSS

CABINET LEGS WITH CLIPS



OK-ALC 150MM BLACK
Adjustable Leg with Clip
Set= 4Legs+2Clips



OK-ALC 100MM BLACK
Adjustable Leg with Clip
Set= 4Legs+2Clips



OK-ALC-ACC-RC STD BLACK
Adjustable Legs Clip
500Pcs in one Pkt.

BI-FOLD LIFT UP SYSTEM New



ULTRA HEAVY DUTY BI-FOLD

OK-LU-BF-UHD STD GREY

Ideal for both wooden & framed glass shutters

Carcas Details:

Width	Height	Max. Weight
600-1200mm	600-800mm	18Kg

Set comprises:

- Lift-up Mechanism with Cover: 01 Pair
- Auto Close Hinges: 01 Pair
- Center Hinges with Accessories



Note: For use with wooden doors made of Plywood, MDF, HDF, HDHMR, etc.

HEAVY DUTY BI-FOLD

OK-LU-BF-HD STD GREY

Ideal for higher wall cabinets

Carcas Details:

Width	Height	Max. Weight
600-1200mm	600-800mm	9.4Kg


Set comprises:

- Lift-up Mechanism with Cover: 01 Pair
- Auto Close Hinges: 01 Pair
- Center Hinges with Accessories



Scan QR for Product Video

90° OPENING HEAVY-DUTY LIFT-UP SYSTEM



Product Code	Max. Weight (kg)	Cabinet Width	Cabinet Height
OK-LU-90HD STD GREY	13.25	900-1800 mm	600-700 mm

(Cabinet Hinges are not required)



Scan QR for Installation Video



Scan QR for Product Video



Available in White Colour also against bulk order

Note: Ideal for both wooden & framed glass shutters

LIFT-UP STAY SYSTEM New



SGS
CERTIFIED



Key Features

- Power adjustment by screw driver for precise adjustment based on shutter weight
- Recommended to use a pair of Soft Close Full Overlay (C=0) hinges

Specifications

Shutter height : 300-600mm
Shutter width : 450-900mm
Material : Steel
Finish : Nickel Plated

Product Code	Description
OK-LU-FS-HD STD NP	Heavy: upto 11 kg per pair
OK-LU-FS-M STD NP	Medium: upto 9 kg per pair

Note: • For a pair order 2 units
• Ideal for both wooden & framed glass shutters

PNEUMATIC GAS PUMPS New

SOFT-CLOSE PNEUMATIC GAS PUMPS



Specification:

- For Pump capacity up to 150N
- Pump length: 300mm (12")

Product Code
OK-PP-SC 50N GREY
OK-PP-SC 100N GREY
OK-PP-SC 150N GREY

STANDARD PNEUMATIC GAS PUMPS



Specification:

- For Pump capacity up to 250N
- Pump length: 300mm (12")

Product Code
OK-PP-N 50N GREY
OK-PP-N 100N GREY
OK-PP-N 150N GREY
OK-PP-N 200N GREY
OK-PP-N 250N GREY

NOTE: Recommended to use a pair of Soft Close Full Overlay (C=0) hinges

LED GOLA PROFILES New

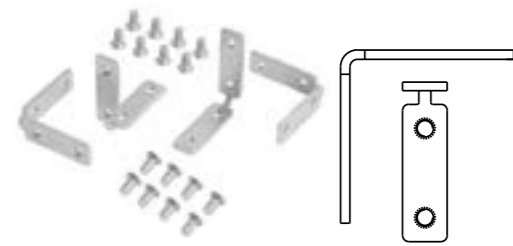


LED J GOLA PROFILE
OEAP-JG-LED 3.3M BM



LED C GOLA PROFILE
OEAP-CG-LED 3.3M BM

Note: LED strip light & adapter not included



L CONNECTOR
OEAP-ACC4 STD ZINC

Specifications

Profile Length : 3300mm
Profile Depth : 26mm

Profile Height

J Gola : 57mm
C Gola : 73mm

Material

Profile : Aluminium
Connector : Zinc
Finish : Black Matt

ALUMINIUM FRAME PROFILES FOR GLASS PANELS/SHUTTERS (Glass Thickness 4mm)

Image	Profile Type	Finish	Code
	45 mm Alu. Frame profile	Aluminium Anodized	OEAP-45F 3M AN
		Black Matt	OEAP-45F 3M BM
		Satin Stainless Steel	OEAP-45F 3M SS
		Champagne	OEAP-45F 3M CH
		Rose Gold Glossy	OEAP-45F 3M RGG
	45 mm H Alu. Handle profile	Aluminium Anodized	OEAP-45H 3M AN
		Black Matt	OEAP-45H 3M BM
		Satin Stainless Steel	OEAP-45H 3M SS
		Champagne	OEAP-45H 3M CH
		Rose Gold Glossy	OEAP-45H 3M RGG
	45 mm H2 Alu. Handle profile	Aluminium Anodized	OEAP-45H2 3M AN
		Black Matt	OEAP-45H2 3M BM
		Satin Stainless Steel	OEAP-45H2 3M SS
		Champagne	OEAP-45H2 3M CH
		Rose Gold Glossy	OEAP-45H2 3M RGG
	50mm Alu. Frame profile	Aluminium Anodized	OEAP-50F 3M AN
		Black Matt	OEAP-50F 3M BM
		Satin Stainless Steel	OEAP-50F 3M SS
		Champagne	OEAP-50F 3M CH
		Rose Gold Glossy	OEAP-50F 3M RGG
	50mm H Alu. Handle profile	Aluminium Anodized	OEAP-50H 3M AN
		Black Matt	OEAP-50H 3M BM
		Satin Stainless Steel	OEAP-50H 3M SS
		Champagne	OEAP-50H 3M CH
		Rose Gold Glossy	OEAP-50H 3M RGG

Note: Compatible with Ozone Hinges & Wardrobe Sliding Systems (Top Glide 22)

ALUMINIUM FRAME PROFILES FOR WOODEN PANELS/SHUTTERS

Image	Profile Type	Finish	Code
	G Handle profile (Groove-in)	Aluminium Anodized	OEAP-G 3M AN
		Black Matt	OEAP-G 3M BM
		Satin Stainless Steel	OEAP-G 3M SS
		Champagne	OEAP-G 3M CH
		Rose Gold Glossy	OEAP-G 3M RGG
	G2 Handle profile (Groove-in)	Aluminium Anodized	OEAP-G2 3M AN
		Black Matt	OEAP-G2 3M BM
		Satin Stainless Steel	OEAP-G2 3M SS
		Champagne	OEAP-G2 3M CH
		Rose Gold Glossy	OEAP-G2 3M RGG
	J Handle profile (Groove-in)	Aluminium Anodized	OEAP-J 3M AN
		Black Matt	OEAP-J 3M BM
		Satin Stainless Steel	OEAP-J 3M SS
		Champagne	OEAP-J 3M CH
		Rose Gold Glossy	OEAP-J 3M RGG

ALUMINIUM FRAME PROFILES FOR WOODEN PANELS/SHUTTERS

	BV-Handle profile (Groove-in)	Aluminium Anodized	OEAP-BV 3M AN
		Black Matt	OEAP-BV 3M BM
		Satin Stainless Steel	OEAP-BV 3M SS
		Champagne	OEAP-BV 3M CH
		Rose Gold Glossy	OEAP-BV 3M RGG
	SV-Handle profile (Groove-in)	Aluminium Anodized	OEAP-SV 3M AN
		Black Matt	OEAP-SV 3M BM
		Satin Stainless Steel	OEAP-SV 3M SS
		Champagne	OEAP-SV 3M CH
		Rose Gold Glossy	OEAP-SV 3M RGG
	F-Handle profile (Groove-in)	Aluminium Anodized	OEAP-F1 3M AN
		Black Matt	OEAP-F1 3M BM
		Satin Stainless Steel	OEAP-F1 3M SS
		Champagne	OEAP-F1 3M CH
		Rose Gold Glossy	OEAP-F1 3M RGG

KITCHEN GOLLA PROFILE

Image	Profile Type	Finish	Code
	J Gola profile	Aluminium Anodized	OEAP-JG 3M AN
		Black Matt	OEAP-JG 3M BM
		Satin Stainless Steel	OEAP-JG 3M SS
		Champagne	OEAP-JG 3M CH
		Rose Gold Glossy	OEAP-JG 3M RGG
	C Gola profile	Aluminium Anodized	OEAP-CG 3M AN
		Black Matt	OEAP-CG 3M BM
		Satin Stainless Steel	OEAP-CG 3M SS
		Champagne	OEAP-CG 3M CH
		Rose Gold Glossy	OEAP-CG 3M RGG
	Vertical J Gola	Aluminium Anodized	OEAP-VJG 3M AN
		Black Matt	OEAP-VJG 3M BM
		Satin Stainless Steel	OEAP-VJG 3M SS
		Champagne	OEAP-VJG 3M CH
		Rose Gold Glossy	OEAP-VJG 3M RGG
	Vertical C Gola	Aluminium Anodized	OEAP-VCG 3M AN
		Black Matt	OEAP-VCG 3M BM
		Satin Stainless Steel	OEAP-VCG 3M SS
		Champagne	OEAP-VCG 3M CH
		Rose Gold Glossy	OEAP-VCG 3M RGG
	Wall Gola	Aluminium Anodized	OEAP-WG 3M AN
		Black Matt	OEAP-WG 3M BM
		Satin Stainless Steel	OEAP-WG 3M SS
		Champagne	OEAP-WG 3M CH
		Rose Gold Glossy	OEAP-WG 3M RGG

	Light Gola	Aluminium Anodized	OEAP-WG-LED 3M AN
		Black Matt	OEAP-WG-LED 3M BM
		Satin Stainless Steel	OEAP-WG-LED 3M SS
		Champagne	OEAP-WG-LED 3M CH
		Rose Gold Glossy	OEAP-WG-LED 3M RGG
	Sink profile	Aluminium Anodized	OEAP-SINK 3M AN

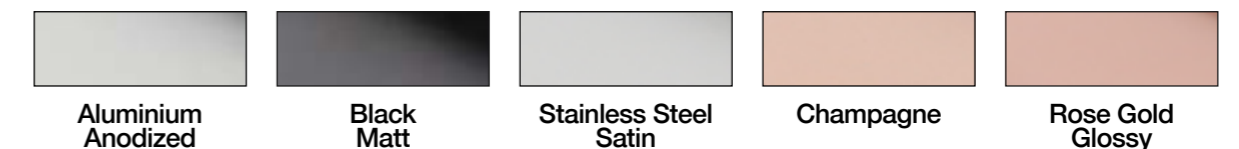
END CAPS

Image	Item	Finish	Code
	End cap set for G2 handle profile Set=L+R	Aluminium Anodized	OEAP-ACC-EC-G2 STD AN
		Black Matt	OEAP-ACC-EC-G2 STD BM
	End cap set for J gola profile Set=L+R	Aluminium Anodized	OEAP-ACC-EC-JG STD AN
		Black Matt	OEAP-ACC-EC-JG STD BM
	End cap set for C gola profile Set=L+R	Aluminium Anodized	OEAP-ACC-EC-CG STD AN
		Black Matt	OEAP-ACC-EC-CG STD BM
	End cap set for Sink profile Set=L+R	Grey	OEAP-ACC-SINK-EC STD GREY

PROFILE CONNECTORS

Image	Item	Finish	Code
	E90° connector for 45mm Glass Profile (Set=4x Connector + 16x Screws)	Zinc Plated	OEAP-ACC1 STD ZINC
	Special 90° connector for 50 mm Glass Profile (Set=4x Connector + 8x Screws)	Zinc Plated	OEAP-ACC2 STD ZINC
	L Cabinet Connector for J & C Gola Profiles (Set=4x Connector + 16x Screws)	Zinc Plated	OEAP-ACC3 STD ZINC

AVAILABLE FINISH





LED BASED New
SLIM SHELVING SYSTEM

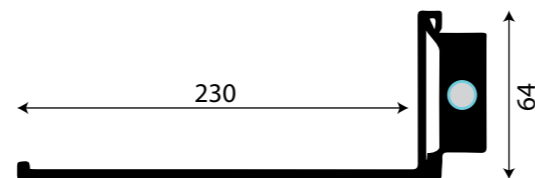
Features:

- LED Shelving System
- Easy LED Operation with Touch Sensor
- Load Capacity- Up to 30Kg
- Available Size-600/ 900/ 1200mm
- Finish-Black Matt

Specification:


- Height of shelf: 64mm
- Depth of shelf: 230mm
- Thickness: 3.5mm
- Supplied along with In-built LED, Power Adaptor, & Touch Sensor

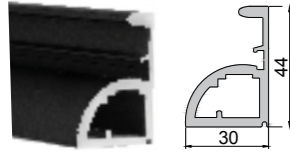


Product Code
OEAP-WLL-LED 600MM BM
OEAP-WLL-LED 900MM BM
OEAP-WLL-LED 1200MM BM



AIRO SERIES New
Glass Door Profiles for Air Hinge


AIRO SERIES: CURVE SHAPE PROFILES

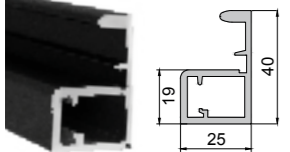

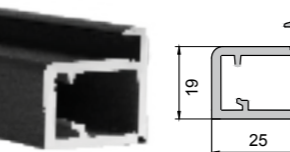


 <p>Handle Profile-Left Profile Length: 3000mm Handle Part Length: 1100mm</p>	 <p>Handle Profile-Right Profile Length: 3000mm Handle Part Length: 1100mm</p>	 <p>Frame Profile Profile Length: 3000mm</p>	<table border="1"> <thead> <tr> <th>Product Code</th> </tr> </thead> <tbody> <tr> <td>OEAP-30CAHF 3M BM</td> </tr> <tr> <td>OEAP-30CAHH-R 3M BM</td> </tr> <tr> <td>OEAP-30CAHH-L 3M BM</td> </tr> </tbody> </table>	Product Code	OEAP-30CAHF 3M BM	OEAP-30CAHH-R 3M BM	OEAP-30CAHH-L 3M BM
Product Code							
OEAP-30CAHF 3M BM							
OEAP-30CAHH-R 3M BM							
OEAP-30CAHH-L 3M BM							

Note: Compatible with Ozone Air Hinge (OZ-WB-AH-3D 25KG T-BLACK) & Connectors (OZ-WB-AH-ACC STD ZINC)

AIRO SERIES: STRAIGHT PROFILES



 <p>Handle Profile-Left Profile Length: 3000mm Handle Part Length: 1100mm</p>	 <p>Handle Profile-Right Profile Length: 3000mm Handle Part Length: 1100mm</p>	 <p>Frame Profile Profile Length: 3000mm</p>	<table border="1"> <thead> <tr> <th>Product Code</th> </tr> </thead> <tbody> <tr> <td>OEAP-30SAHF 3M BM</td> </tr> <tr> <td>OEAP-30SAHH-L 3M BM</td> </tr> <tr> <td>OEAP-30SAHH-R 3M BM</td> </tr> </tbody> </table>	Product Code	OEAP-30SAHF 3M BM	OEAP-30SAHH-L 3M BM	OEAP-30SAHH-R 3M BM
Product Code							
OEAP-30SAHF 3M BM							
OEAP-30SAHH-L 3M BM							
OEAP-30SAHH-R 3M BM							

Note: Compatible with Ozone Air Hinge (OZ-WB-AH-3D 25KG T-BLACK) & Connectors (OZ-WB-AH-ACC STD ZINC)



New

KUBE LINE

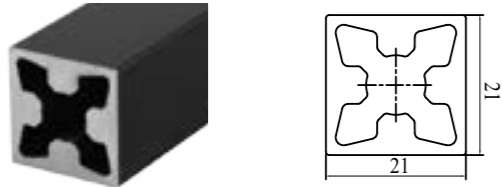
SHELVING SYSTEM



Scan QR for Product Video

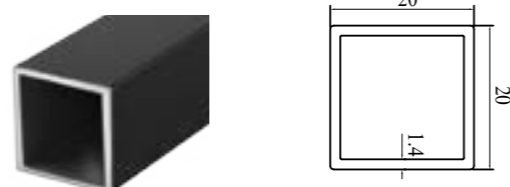
PROFILE DETAILS

Vertical Profile



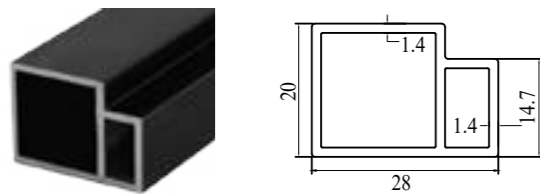
OE-CSYS-VP 3M BLACK

Basic Profile



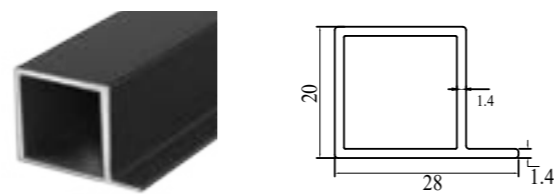
OE-CSYS-BP 3M BLACK

Glass Support Profile



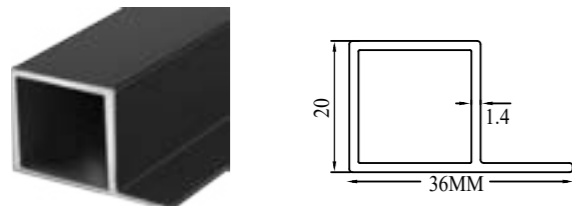
OE-CSYS-GP 3M BLACK

Wood Support Profile



OE-CSYS-WP 3M BLACK

Extended Wood Support Profile



OE-CSYS-WPE 3M BLACK

Note: Use for hinge & drawer cabinets

ACCESSORIES DETAILS



OE-CSYS-ACC-TC 21x21 BLACK

Top Vertical Profile End Cap



OE-CSYS-ACC-BC 21x21 BLACK

Bottom Vertical Profile End Cap



OE-CSYS-ACC-CNTR STD ZINC

Profile Connectors



OE-CSYS-ACC-PROFILE HOLE TEMPLATE

Drill hole Template



OE-CSYS-ACC-RCH M4x10MM BLACK

Round Head Screws
Used with
OE-CSYS-ACC-CNTR STD ZINC



OE-CSYS-ACC M4x10MM BLACK

CSK Head Screws
Used with
OE-CSYS-ACC-CNTR STD ZINC



OE-CSYS-ACC-WM STD BLACK

Wall Mount Accessories



OZ-PS M6x10MM STD
OZ-PS M6x24MM STD

Plinth/leveler Screw*

*Plinth/Leveler Screw Compatible With Bottom Vertical Profile Cover Cap



ONE TOUCH
SLIDING FOLDING SYSTEM

Specifications


- Shutter Height- Up to 2400mm
- Single Shutter Panel Width(W)- $350 \leq W \leq 550$ mm
- Top & Bottom Track Length- 2200mm
- Track Material- Aluminium
- Shutter Thickness(T)- $16 \leq T \leq 25$
- Finish- Anodized

Hardware Set



Product Code	Description
OE-OTSF-TBT 2.2M AN	Top & Bottom Track Set
OE-OTSF-SF-OT STD GREY	One Touch Mechanism Set

Note: Supplied along with cabinet & folding panel hinges



Top Track

Bottom Track




IN-POCKET SLIDING SYSTEM New

Specifications

- Load Capacity- Up to 18kg Per Pair
- Shutter Thickness- 14-24mm
- Material- Cold Rolled Steel
- Available Size- 300-500mm
- Door Height- 500-1500mm
- Finish- Zinc Plated

Product Code
OBBS-PS-SYS 300MM-12" ZINC
OBBS-PS-SYS 350MM-14" ZINC
OBBS-PS-SYS 400MM-16" ZINC
OBBS-PS-SYS 450MM-18" ZINC
OBBS-PS-SYS 500MM-20" ZINC
OBBS-PS-CR 645MM ZINC



UNI-LINE WARDROBE SLIDING SYSTEM



OE-WS-UNL-80 2.4M STD
OE-WS-UNL-80 3M STD

Features:

- High-end 2 door Wardrobe Sliding System
- Two shutters closes in the same line leaving NO gap
- Soft open and soft close
- Suitable to use on wooden as well as aluminum framed glass doors

Specifications:

- Can be used on doors weighing upto **80kg** each
- Suitable for Wardrobe width **2200mm - 3000mm**



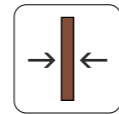
Accessories	Qty.	3D Sketch
Upper Rail	1	
Down Rail	1	
Upper Runner Middle Regulator	2	
Upper Runner side Regulator	2	
Down runner middle Regulator	2	
Down runner side Regulator	2	
15-8 Spanner	1	
Side Spring	2	

*Check product details before placing order.

TOP GLIDE SYSTEM - 22 FOR TRIPLE DOORS WARDROBES



- Specifications:**
- Door Type: Wooden/Framed
 - Application Type: 3 Doors
 - Door Installation: Overlay
 - Track Length: 3mtr



Door Thickness
18-28mm

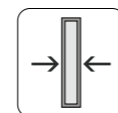


Weight Carrying
Capacity

TOP GLIDE SYSTEM - 22 W (for Triple Wooden Doors)

Product Code	OE-WS-TG22W-TR-3D STD NP Top Roller Set	OE-WS-TG1A/22-BR-3D STD NP Bottom Roller Set	OE-WS-TG22-TT 3M AN Top Track 3mtr length	OE-WS-TG1A/22-BT 3M AN Bottom Track 3mtr length	OE-WS-TG22-SC STD GREY Common Soft Close Dampner for wooden and framed doors
Product Image					
Set Qty.	1 Set	1 Set	1 Pc. (Length)	1 Pc. (Length)	1 Set

TOP GLIDE SYSTEM - 22 F (for Triple Framed Doors)



Door Thickness
18-22mm



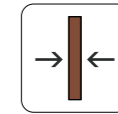
Weight Carrying
Capacity

Product Code	OE-WS-TG22F-TR-3D STD NP Top Roller Set	OE-WS-TG1A/22-BR-3D STD NP Bottom Roller Set	OE-WS-TG22-TT 3M AN Top Track 3mtr length	OE-WS-TG1A/22-BT 3M AN Bottom Track 3mtr length
Product Image				
Set Qty.	1 Set	1 Set	1 Pc. (Length)	1 Pc. (Length)

TOP GLIDE SYSTEM 22 FOR DOUBLE DOORS WARDROBE



- Specifications:**
- Utilizes full inner space in the wardrobe
 - Tracks not visible
 - Door Installation: Overlay
 - Can be used for wardrobe width up to 10 feet
 - Track mounting: Top
 - Application type: Double Door



Door Thickness
18-28mm



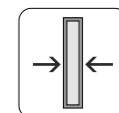
Weight Carrying
Capacity

TOP GLIDE SYSTEM - 22 W (for Wooden Doors)

Product Code	OE-WS-TG22W-TR STD NP Top Roller Set	OE-WS-TG1A/22-BR STD NP Bottom Roller Set	OE-WS-TG22-TT 3M AN Top Track 3mtr length	OE-WS-TG1A/22-BT 3M AN Bottom Track 3mtr length	OE-WS-TG22-SC STD GREY Common Soft Close Dampner for wooden and framed doors
Product Image					
Set Qty.	1 Set	1 Set	1 Pc. (Length)	1 Pc. (Length)	1 Set

TOP GLIDE SYSTEM - 22 F (for Framed Doors)

Product Code	OE-WS-TG22F-TR STD NP Top Roller Set	OE-WS-TG1A/22-BR STD NP Bottom Roller Set	OE-WS-TG22-TT 3M AN Top Track 3mtr length	OE-WS-TG1A/22-BT 3M AN Bottom Track 3mtr length
Product Image				
Set Qty.	1 Set	1 Set	1 Pc. (Length)	1 Pc. (Length)



Door Thickness
18-22mm

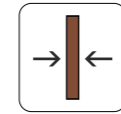


Weight Carrying
Capacity

TOP GLIDE SYSTEM - 1 FOR DOUBLE DOOR WARDROBES



- Specifications:**
- Utilizes full inner space in the wardrobe
 - Tracks not visible
 - Door Installation: Inset
 - Track mounting: Top
 - Application type: Double Door



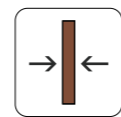
Door Thickness
18-24mm



50 Kg
Weight Carrying Capacity

INSET SLIDING SYSTEM - 1A (for Wooden Doors)

Product Code	OE-WS-TG1A-TR STD NP Top Roller Set	OE-WS-TG1A/22-BR STD NP Bottom Roller Set	OE-WS-TG1A-TT 3M AN Top Track 3mtr length	OE-WS-TG1A/22-BT 3M AN Bottom Track 3mtr length
Product Image				
Set Qty.	1 Set	1 Set	1 Pc. (Length)	1 Pc. (Length)



Door Thickness
20-32mm



75 Kg
Weight Carrying Capacity

INSET SLIDING SYSTEM - 1B (for Wooden Doors)

Product Code	OE-WS-TG1B-TR STD BLACK Top Roller Set	OE-WS-TG1B-BR STD BLACK Bottom Roller Set	OE-WS-TG1B-TT 3M AN Top Track - 3mtr length	OE-WS-TG1B-BT 3M AN Bottom Track 3mtr length
Product Image				
Set Qty.	1 Set	1 Set	1 Pc. (Length)	1 Pc. (Length)

OZO LINE 65 WARDROBE SLIDING SYSTEM

- Features:**
- Overlapping dual door system
 - Suitable to use with single track as well as double track
 - Superior spring mechanism for roller's better grip with track
 - Smooth functioning and long life
 - Soft closing and opening function (optional)

- Specifications:**
- Door type: Wooden
 - Application type: Dual door
 - Door Weight: up to: 65Kg.
 - Door Thickness: 18-25mm



Door Thickness
18-25mm



65 Kg
Weight Carrying Capacity



Fitting Details:

PRODUCT IMAGE	PRODUCT CODES
	OE-SL65-TBR STD GREY Top Roller- 04 Bottom Roller- 04 Stopper- 04 (2 Door Kits)

Tracks:

	OE-SL65-TBT 2M AN OE-SL65-TBT 2.4M AN OE-SL65-TBT 3M AN OE-SL65-TBT 3.6M AN Top & Bottom Double Track- 01 set
	OE-SL65-S-TBT 2.4M AN OE-SL65-S-TBT 3.6M AN Top & Bottom Single Track- 01 set

Tracks:

	OE-SL65-TBT 2.4M BM Top & Bottom Double Track- 01 set
--	--

Optional Fitting:

	OE-SL65-SCD STD GREY Soft Close Dampener- 01 set
--	---

ECONOMY WARDROBE SLIDING SYSTEM



- Features:**
- Economy wardrobe sliding system
 - Common flush track for top & bottom
 - Tracks length are available in 2 mtr & 4 mtr

Applications:

- Best suitable for
- Overhead cabinets
 - Office cabinet
 - Small wardrobes

Specifications:

- Weight Carrying Capacity: 40Kg
- 50,000 life cycle tested
- Door Thickness : 18-30mm

Fitting Set for 1 door consists


- Top Rollers: 1 Set
- Bottom Rollers: 1 Set
- Stopper: 1 Set



40 Kg
Weight Carrying Capacity



50,000
Cycles Tested



Door Thickness
18-30mm

OE-WS-BG1-E STD NP Top & Bottom Roller Set for Single Door	OE-WS-BG1-E-TRACK 2M AN OE-WS-BG1-E-TRACK 4M AN Top & Bottom Track
₹ 461	

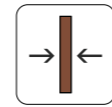
BOTTOM GLIDE SYSTEM



OE-WS-BG1-S STD NP
Top & Bottom Roller Set for Single Door

- Features:**
- Inset sliding shutters
 - Bottom dom track
 - Top & bottom rollers provide smooth sliding

- Specifications:**
- Door type: Wood
 - Application type: Dual door
 - Door Weight: **upto 60 kg**
 - Door Thickness : **18-23mm**
 - Track mounting: Bottom
 - Track length: 2/3/4 mtr for double & single leaf doors



Door Thickness
18-23mm




60 Kg
Weight Carrying Capacity

System consists fittings for Single Door

- Top Roller: 1 Set
- Bottom Roller: 1 Set
- Stopper: 2 Pcs

SOFT OPENING & CLOSING BOTTOM GLIDE SYSTEM



OE-WS-BG1-D-SCO STD NP
Top & Bottom Roller Set for Double Door

- Features:**
- 2 door overlap wardrobe sliding system with both side soft close mechanism
 - Ideal for door weight upto **60kg**

- Specifications:**
- 50,000 life cycle tested
 - Suitable for door thickness upto 18-23mm with double track & any thickness with single track



Door Thickness
18-23mm



60 Kg
Weight Carrying Capacity



50,000
Cycles Tested

Fitting Set for 2 doors consists

- Top Roller: 2 sets
- Bottom Roller: 2 sets
- Soft Close & Soft Open Dampner: 4 pcs
- Door Thickness: **18-23mm**

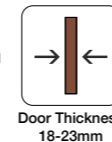
SOFT CLOSE BOTTOM GLIDE SYSTEM



OE-WS-BG1-D-SC STD NP
Top & Bottom Roller Set for Double Door

- Features:**
- 2 door overlap wardrobe sliding system with both side soft close mechanism
 - Ideal for door weight upto **60kg**

- Specifications:**
- 50,000 life cycle tested
 - Suitable for door thickness upto 18-23mm with double track & any thickness with single track



Door Thickness
18-23mm



60 Kg
Weight Carrying Capacity



50,000
Cycles Tested

Fitting Set for 2 doors consists

- Top Roller: 2 Sets
- Bottom Roller: 2 Sets
- Soft Close Dampner: 2 Pcs
- Stopper: 2Pcs
- Door Thickness: **18-23mm**

TRACKS OPTIONS FOR BOTTOM GLIDE SYSTEMS

Product Code	Track Options	Drawing
OE-WS-BG1-TT 2M AN OE-WS-BG1-TT 3M AN OE-WS-BG1-TT 4M AN Top Track (separate cover for every length)		
OE-WS-BG1-BT 2M AN OE-WS-BG1-BT 3M AN OE-WS-BG1-BT 4M AN Bottom Track (separate cover for every length)		
OE-WS-BG1-S-TT 2M AN OE-WS-BG1-S-TT 3M AN OE-WS-BG1-S-TT 4M AN Top Track		
OE-WS-BG1-S-BT 2M AN OE-WS-BG1-S-BT 3M AN OE-WS-BG1-S-BT 4M AN Bottom Track		

SWIVEL SHOE RACK



OZ-WBA-SSR 6LYR ANTHGREY
Size: 700x360x1070-1270 (6 layers)

OZ-WBA-SSR 10LYR ANTHGREY
Size: 700x360x1630-1830 (10 layers)



Scan QR for Product Video



PULL-OUT SHOE RACK



OZ-WBA-PSR 600MM ANTHGREY
OZ-WBA-PSR 900MM ANTHGREY



SUPPLIED WITH UNDER MOUNT
SOFT CLOSE RUNNER & RUNNER COVER



Scan QR for Product Video



PULL-OUT TROUSER RACK



OZ-WBA-TR 600MM ANTHGREY
OZ-WBA-TR 900MM ANTHGREY



SUPPLIED WITH UNDER MOUNT
SOFT CLOSE RUNNER & RUNNER COVER



Scan QR for Product Video



PULL-OUT HANGER-DOUBLE



OZ-WBA-DTR 900MM ANTHGREY
Size: 630X455X115



EQUIPPED WITH SOFT CLOSE RUNNER



Scan QR for Product Video



PULL-OUT HANGER-SINGLE



OZ-WBA-STR 600MM ANTHGREY
Size: 340X455X114



EQUIPPED WITH SOFT CLOSE RUNNER



Scan QR for Product Video




HANGER PULL DOWN



OZ-WBA-01-HL STD ANTHGREY
Size: 830-1150MM
WCC-upto 15Kg



WITH INTEGRATED SOFT CLOSE MECHANISM



RATTAN BASKET



OZ-WBA-RB 600MM ANTHGREY
OZ-WBA-RB 900MM ANTHGREY



Scan QR for Product Video



SUPPLIED WITH UNDER MOUNT
SOFT CLOSE RUNNER & RUNNER COVER

WARDROBE ACCESSORIES



ASSORTMENT DRAWER



OZ-WBA-AB 600MM ANTHGREY
OZ-WBA-AB 900MM ANTHGREY



Scan QR for Product Video



SUPPLIED WITH UNDER MOUNT
SOFT CLOSE RUNNER & RUNNER COVER



RECTANGULAR TUBE & WALL BRACKET



Scan QR for Product Video

OZ-WBA-RR 3M ANTHGREY
Rectangular Rail
Cross Section: 30x12 MM
Finish: Metallic Grey

OZ-WB-ACC-BR STD ANTHGREY
Wall Bracket
12.7x24x40.5MM
Finish: Metallic Grey

BED FITTINGS



SWIVEL BED MECHANISM

New

Features

- Dual functionality allows seamless transition between bed and table
- Easy transition enables smooth and effortless switch between bed and table
- Maximizes available space in the room
- Engineered for stability and safety in both configurations
- Sleek and modern, complementing design for various interior styles
- Incorporates a secure locking mechanism to keep the bed and table in place when in use

Specifications

Bed Technical Details:

- Bed Size(WxL): 1200x2000mm
- Bed Frame Static Weight Carrying Capacity: 500Kg
- Bed frame tested for 48 hrs Salt Spray Test
- Mattress Size(WxLxT): 1200x1850x150mm
- Mattress Weight: upto 30Kg
- Inbuilt Mattress Strap with bed frame
- Bed Pump Capacity: 550N
- Bed Pump Cycles Tested: 50,000 Cycles

Foldable Table Technical Details:

- Width: 610mm
- Length: 1360mm
- Height: 740mm
- Gas Pump Capacity: 70N
- Gas Pump Cycles Tested: 50,000 cycles



Product Code	
OE-WBMSB-FTM 1.2x2M GREY	Swivel Bed to Foldable Table Mechanism
OE-WBMSB-NT 1.2x2M GREY	Swivel Bed Mechanism


VERTICAL FOLDABLE WALL MOUNT BED - WITH AUTOMATIC MECHANISM



OZ-WBV-A-SF 1.2x2M STD


- Features:**
- Concealed wall bed design
 - Vertical foldable wall mount system
 - Motorized mechanism with remote option
 - Easy to open/close
 - Adds style, comfort & flexibility

Dimension:
1200mm*2000mm (W*L)



*Mattress is not included


VERTICAL FOLDABLE WALL MOUNT BED - WITH AUTOMATIC MECHANISM



OZ-WBV-A-TB 1.2x2M STD

- Features:**
- Concealed wall bed design
 - Vertical foldable wall mount system
 - Motorized mechanism with remote option
 - Table available in vertical and horizontal options
 - Adds style, comfort & flexibility

Dimension:
1200mm*2000mm (W*L)



*Mattress is not included

HEAVY DUTY BED LIFT-UP SYSTEM



- MAX. 200KG**
Load Capacity
- Wide Opening Angle
- Easy to Lift

PRO SERIES

- Features:**
- New improved design for better stability in operation
 - Simple and effortless opening mechanism
 - Wide opening angle enables complete & easy access to bed interior
 - Convenient screw-on installation

- Specifications:**
- Frames sizes (L): 900mm, 1200mm, 1500mm
 - Load bearing arm thickness: 6mm
 - Top frame thickness: 4mm
 - Pump loading capacity: 500N, 750N, 1000N, 1200N, 1500N, 1750N HD & 2000N HD
 - Pump Size (CTC): 343mm
 - Finish: Grey (Frame); Black (Pump)

Frame Image	Length	Product Code
	900MM	OE-BLU-FN-HD 900MM BLACK
	1200MM	OE-BLU-FN-HD 1200MM BLACK
	1500MM	OE-BLU-FN-HD 1500MM BLACK

Pump Image	Load Capacity	Product Code
	50kg	OE-BLU-PN 500N BLACK
	75kg	OE-BLU-PN 750N BLACK
	100kg	OE-BLU-PN 1000N BLACK
	120kg	OE-BLU-PN 1200N BLACK
	150kg	OE-BLU-PN 1500N BLACK
	175kg HD	OE-BLU-PN-HD 1750N BLACK
	200kg HD	OE-BLU-PN-HD 2000N BLACK

STANDARD SERIES

- Features:**
- Design for heavy duty applications operation
 - Simple and effortless opening mechanism
 - Wide opening angle enables complete & easy access to bed interior
 - Convenient screw-on installation

- Specifications:**
- Frames sizes (L): 900mm, 1200mm, 1500mm & 1500 mm HD
 - Load bearing arm thickness: 6mm
 - Top frame thickness: 3mm & 4 mm for HD
 - Pump loading capacity: 500N, 750N, 1000N, 1200N, 1500N, 1750N HD & 2000N HD
 - Pump Size (CTC): 528mm
 - Finish: Black (Frame); Black (Pump)

Frame Image	Length	Product Code
	900MM	OE-BLU-F 900MM BLACK
	1200MM	OE-BLU-F 1200MM BLACK
	1500MM	OE-BLU-F 1500MM BLACK
	1500MM HD	OE-BLU-F-HD 1500MM BLACK

Pump Image	Load Capacity	Product Code
	50kg	OE-BLU-P 500N BLACK
	75kg	OE-BLU-P 750N BLACK
	100kg	OE-BLU-P 1000N BLACK
	120kg	OE-BLU-P 1200N BLACK
	150kg	OE-BLU-P 1500N BLACK
	175kg HD	OE-BLU-P-HD 1750N BLACK
	200kg HD	OE-BLU-P-HD 2000N BLACK

Ozofix: 3 PART SYSTEM

Cams



OZ-MF-01-L-H 15/15MM STD
OZ-MF-01-L-H 15/18MM STD
Board Thickness 15/18 mm
Unit: Pkt. 500 Pcs.



Twister Bolts



OZ-MF-02 24MM STD
OZ-MF-02 34MM STD
Twister Bolt with M6 Thread & Black Plastic
Unit: Pkt. 500 Pcs.



Sockets



OZ-MF-03-E 8MM
NATURAL
Expandable Nylon Socket
Unit: Pkt. 500 Pcs



OZ-MF-03 10MM
OFFWH
Non-Expandable Nylon Socket
Unit: Pkt. 500 Pcs.

OZ-MF-03-E 10MM
NATURAL
Expandable Nylon Socket
Unit: Pkt. 500 Pcs

Ozofix: 2 PART SYSTEM

Cams



OZ-MF-01-L-H 15/15MM STD
OZ-MF-01-L-H 15/18MM STD
Board Thickness 15/18 mm
Unit: Pkt. 500 Pcs.



Twister Bolts



OZ-MF-02EU 34MM STD
Twister Bolt with Euro Thread & Black Plastic
Unit: Pkt. 500 Pcs.

COMPLIMENTARY FITTINGS

Cover Cap



OZ-MF-ACC-01N STD BR
OZ-MF-ACC-01N STD WH
OZ-MF-ACC-01N STD BLACK
Plastic Cap for Ozofix Cam
Unit: Pkt. 500 Pcs.

Wooden Dowels



OZ-WD-SL 6x35MM STD
Wooden Dowel Pin
Unit: Pkt. 500 Pcs.

OZ-WD-SL 8x40MM STD
Pkt. Wooden Dowel Pin
Unit: Pkt. 500 Pcs.



Scan QR for Product Installation Video

OTHER CONNECTING FITTINGS

Insert Nut



OZ-STI M6X10MM STD
OZ-STI M6X12MM STD
OZ-STI M6X15MM STD
OZ-STI M6X18MM STD
OZ-STI M6X20MM STD
Insert Nut & Leveller
Unit: Pkt. 500 Pcs.

Plinth Screw



OZ-PS M6x10MM STD
OZ-PS M6x24MM STD
OZ-PS M6x40MM STD
Insert Nut & Leveller
Unit: Pkt. 500 Pcs.

Hexagonal Plinth Screw



OZ-HX-PS M6X25MM STD
Insert Nut & Leveller
Unit: Pkt. 500 Pcs.

Push Catcher



OZ-PMC STD WH
Push Catcher

Magnetic Catcher



OZ-MC STD SSS
Magnetic Door Catcher

Butterfly



OE-CF-B STD ZINC
Butterfly type Connection Fitting
Unit: Pkt. 50 sets

SHELF SUPPORT FOR GLASS SHELVES



OZ-SHL-G01 STD NP
Glass Shelves
Unit: 1 Pkt. 500 Pcs.

OZ-SHL-G02 STD NP
Glass Shelves
Unit: 1 Pkt. 500 Pcs.

OZ-SHL-G03 STD NP
Glass Shelves
Unit: 1 Pkt. 250 Pcs.

OZ-SHL-G04 STD NP
Glass Shelves
Unit: 1 Pkt. 250 Pcs.

SHELF SUPPORT FOR WOODEN SHELVES



OZ-SHL-W05 STD NP
Wooden Shelves
Unit: 1 Pkt. 500 Pcs.

OZ-SHL-W06 STD NP
Wooden Shelves
Unit: 1 Pkt. 500 Pcs.

OZ-SHL-W07 STD NP
Wooden Shelves
Unit: 1 Pkt. 500 Pcs.



NEUTRO-01



OEFL-NEUTRO-W-01 STD BLACK

Fingerprint Lock

For Sliding Wooden & Metal Doors, Wardrobes Sliding Doors, Hinge Swing Doors, Drawers Pullouts, Lift-Up Cabinets, etc.

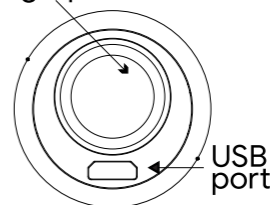
Door Thickness: 15-25mm



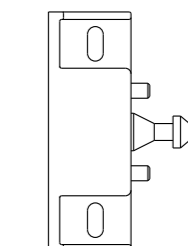
Fingerprint



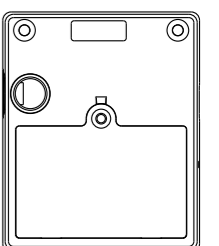
Fingerprint Sensor



Front Panel



Strike Plate



Back Lock



Scan QR for Product Video



MECHANICAL LOCK

CIRCULAR MP LOCK



Specifications

- Suitable for door thickness up to 20mm
- With curved rectangular bolt
- Lock body dia: 40mm
- Barrel dia: 16mm
- Barrel length: 20 mm
- Key type: Reversible mechanical key
- Key material: Nickel Steel, Plastic head
- Lock material: Zinc die cast
- Supplied with two keys



Plastic Key Steel Key

Product Code
OE-MPL-RP 22MM CP
OE-MPL-RS 22MM CP

LATCH MP LOCK



Specifications

- Suitable for door thickness up to 22mm
- With triangular auto latch bolt
- Lock body size: 42x42mm
- Barrel dia: 19mm
- Barrel length: 22 mm
- Key type: Reversible computerized key
- Key material: Nickel Steel, Plastic head
- Max. key combination: 3000
- Lock material: Zinc die cast
- Supplied with two keys



Plastic Key Steel Key Computerized key

Product Code
OE-MPL-12P 22MM CP
OE-MPL-12S 22MM CP

SQUARE MP LOCK LOCK WITH COMPUTER KEY



Specifications

- Suitable for door thickness up to 22mm
- With rectangular bolt
- Lock body size: 40x40mm
- Barrel dia: 19mm
- Barrel length: 22 mm
- Key type: Reversible computerized key
- Key material: Nickel Steel, Plastic head
- Max. key combination: 3000
- Lock material: Zinc die cast
- Supplied with two keys



Plastic Key Steel Key Computerized key

Product Code
OE-MPL-11P 22MM NP
OE-MPL-11S 22MM NP

SQUARE MP LOCK LOCK WITH MECHANICAL KEY 22MM



Specifications

- Suitable for door thickness up to 22mm
- With rectangular bolt
- Lock body size: 40x40mm
- Barrel dia: 19mm
- Barrel length: 22 mm
- Key type: Reversible mechanical key
- Key material: Nickel Steel, Plastic head
- Max. key combination: 120
- Lock material: Zinc die cast
- Supplied with two keys



Plastic Key Steel Key


Product Code
OE-MPLP 22MM CP
OE-MPLS 22MM CP

CIRCULAR MP LOCK WITH MECHANICAL KEY 32MM



Specifications

- Suitable for door thickness up to 32mm
- With rectangular bolt
- Lock body size: 40x40mm
- Barrel dia: 19mm
- Barrel length: 32 mm
- Key type: Reversible mechanical key
- Key material: Nickel Steel, Plastic head
- Max. key combination: 120
- Lock material: Zinc die cast
- Supplied with two keys



Plastic Key Steel Key

Product Code
OE-MPLP 32MM CP
OE-MPLS 32MM CP

UNIVERSAL LOCK



Specifications

- Suitable for door thickness up to 32mm
- With rectangular bolt
- Barrelless lock
- Key type: Non-reversible lever key
- Key material: Nickel Steel
- Max. key combination: 72
- Lock material: Stainless steel
- Supplied with housing for key & bolt and two keys



Product Code
OE-CL-33 STD SSS

MULTI DRAWER 500/580 LOCK FRONT MOUNTED



Specifications

- Suitable for drawer front thickness up to 20mm
- Front mounted lock operable from front
- Barrel dia: 16.5mm
- Barrel length: 20 mm
- Key type: Reversible mechanical key
- Key material: Nickel Steel, Plastic head
- Max. key combination: 120
- Lock material: Zinc die cast (lock body) Aluminium (locking rod)
- Supplied in combination of two rod sizes 500mm (3 drawer pedestal) & 580mm (4 drawer pedestal)
- Supplied with two keys

Product Code	Product Code
OE-MDL-3PP 500MM CP	OE-MDL-3PS 500MM CP
OE-MDL-4PP 580MM CP	OE-MDL-4PS 580MM CP

MULTI DRAWER 500/580 LOCK SIDE MOUNTED



Specifications

- Suitable for drawer front thickness up to 20mm
- Side mounted lock operable from side
- Barrel dia: 16.5mm
- Barrel length: 20 mm
- Key type: Reversible mechanical key
- Key material: Nickel Steel, Plastic head
- Max. key combination: 120
- Lock material: Zinc die cast (lock body) Aluminium (locking rod)
- Supplied in combination of two rod sizes 500mm (3 drawer pedestal) & 580mm (4 drawer pedestal)
- Supplied with two keys

Product Code	Product Code
OE-MDL-3P-SMP 500MM CP	OE-MDL-3P-SMS 500MM CP
OE-MDL-4P-SMP 580MM CP	OE-MDL-4P-SMS 580MM CP

MULTI DRAWER LOCK WITHOUT ROD



Specifications

- Suitable for drawer front thickness up to 20mm
- Front mounted lock operable from front
- Barrel dia: 16.5mm
- Barrel length: 20 mm
- Key type: Reversible mechanical key
- Key material: Nickel Steel, Plastic head
- Max. key combination: 120
- Lock material: Zinc die cast
- Supplied with two keys

Product Code
OE-PDLP STD CP
OE-PDLS STD CP

TWIST & TURN WARDROBE SLIDING DOOR LOCK



Specifications

- Suitable for up to 25mm thick sliding shutters
- Barrel dia: 18mm
- Barrel length: 10 mm
- Lock body depth: 24mm
- Key type: Reversible computerized key
- Key material: Nickel Steel, Plastic head
- Max. key combination: 3000
- Lock material: Zinc die cast
- Supplied with two keys

Product Code
OE-WSL1-25P STD NP
OE-WSL1-25S STD NP

PUSH WARDROBE SLIDING DOOR LOCK



Specifications

- Suitable for up to 22/32mm thick sliding shutters
- Barrel dia: 19mm
- Barrel length: 22/32 mm
- Key type: Reversible mechanical key
- Key material: Nickel Steel, Plastic head
- Max. key combination: 120
- Lock material: Zinc die cast
- Supplied with two keys

Product Code	Product Code
OE-WSL2-22P STD CP	OE-WSL2-22S STD CP
OE-WSL2-32P STD CP	OE-WSL2-32S STD CP

REGULAR SIZE CUPBOARD LOCK



Specifications

- Suitable for door thickness up to 25mm
- With rectangular bolt
- Barrel dia: 18mm
- Barrel length: 25mm
- Key type: Reversible computerized key
- Key material: Brass
- Cylinder material: brass
- Max. key combination: 1700
- Lock material: Steel
- Supplied with two brass keys

Product Code
OE-CL-11 20/25MM SSS

REGULAR SIZE CUPBOARD LOCK



Specifications

- Suitable for door thickness up to 32mm
- With rectangular bolt
- Barrel dia: 18mm
- Barrel length: 32mm
- Key type: Reversible computerized key
- Key material: Brass
- Cylinder material: brass
- Max. key combination: 1700
- Lock material: Steel
- Supplied with two brass keys

Product Code
OE-CL-11 32MM SSS

CUPBOARD LOCK WITH CRANKED BOLT



Specifications

- Suitable for door thickness up to 22mm
- With cranked bolt for overlay shutters
- Barrel dia: 18mm
- Barrel length: 22mm
- Key type: Reversible mechanical key
- Key material: Nickel steel, Plastic head
- Max. key combination: 120
- Lock material: Zinc die cast
- Supplied with two keys

Product Code
OE-CL-CP 22MM CP
OE-CL-CS 22MM CP

SMALL CUPBOARD LOCK



Specifications

- Suitable for door thickness up to 21/25mm
- With rectangular bolt
- Barrel dia: 18mm
- Barrel length: 21/25mm
- Key type: Reversible computerized key
- Key material: Brass
- Cylinder material: brass
- Max. key combination: 700
- Lock material: Steel
- Supplied with two brass keys

Product Code
OE-CL-22 21MM SSS
OE-CL-22 25MM SSS

THREE POINT CUPBOARD LOCK



Specifications

- Suitable for door thickness up to 32 mm
- Supplied with rod length of 1000mm & 2000mm (2m means 2x1000mm rod & 3m means 1x1000mm + 1x2000mm rod)
- Barrel dia: 19mm
- barrel length: 22mm
- Key type: Reversible computerized key
- Key material: Nickel steel, Plastic head
- Max. key combination: 3000
- Lock material: Zinc die cast
- Supplied with two keys

Product Code
OE-CL-3P-22P 2M CP
OE-CL-3P-22P 3M CP
OE-CL-3P-32P 2M CP
OE-CL-3P-32P 3M CP
OE-CL-3P-22S 2M CP
OE-CL-3P-22S 3M CP
OE-CL-3P-32S 2M CP
OE-CL-3P-32S 3M CP



TABLE BRACKETS

New

Specifications:

- Load Capacity: Up to 100kg (Including panel weight)
- Bracket Sheet Thickness: 1.2mm
- Maximum Panel Depth: 50mm + Table Bracket Size
- Available Size: 300mm to 600mm
- Maximum Panel Width: Up to 750mm
- Panel Thickness: 16-25mm
- Material: Steel
- Finish: Grey

Product Code
OZ-TB-100 300MM-12" GREY
OZ-TB-100 400MM-16" GREY
OZ-TB-100 500MM-20" GREY
OZ-TB-100 600MM-24" GREY



MOTORISED TABLE MECHANISM

THREE LEG AT 90° TABLE MECHANISM WITH DUAL MOTORS



OZ-SMT-3L STD BLACK*

Features:

- Triple leg adjustable table frame with dual 3 stage motor
- With inbuilt child lock features for avoiding accidents
- Mechanism with storage of 4 heights as memory function
- Silent & smooth movement with adjustment for every mm
- Adjustment control button for up/down movements

Specifications:

- Height adjustment range: 610-1260mm
- Stroke length: 650mm
- Table frame width adjustment range: (1004-1794mm) +(555-950mm)
- Height adjustment speed: 32mm/s (no load)
- Maximum load capacity: 150 Kg
- Noise level (DB): <50db
- Input power (V): AC 100-220V @50-60Hz
- Recommended desk/table top size(LxW): (1000-1800mm)+(555-1000)]x(600-800mm)

DUAL LEG TABLE MECHANISM WITH DUAL MOTORS



OZ-SMT-2L STD BLACK

Features:

- Dual leg adjustable table frame with dual 3 stage motor
- With inbuilt anti collision sensor and safety control
- Mechanism with storage of 4 heights as memory function
- Silent & smooth movement with adjustment for every mm
- Adjustment control button for up/down movements

Specifications:

- Height adjustment range: 610-1260mm
- Stroke length: 650mm
- Table frame width adjustment range: 1007-1800mm
- Height adjustment speed: 32mm/s (no load)
- Maximum load capacity: 120 Kg
- Noise level (DB): <50db
- Input power (V): AC 100-220V @50-60Hz
- Recommended desk/table top size(LxW): (1000-1800mm)x(600-800mm)

DUAL LEG TABLE MECHANISM WITH SINGLE MOTOR



OZ-SMT-2L-1M STD BLACK*

Features:

- Dual leg adjustable table frame with single 2 stage motor
- With inbuilt child lock features for avoiding accidents
- Mechanism with storage of 4 heights as memory function
- Silent & smooth movement with adjustment for every mm
- Adjustment control button for up/down movements
- High loading capacity up to 80 kg

Specifications:

- Height adjustment range: 720-1200mm
- Stroke length: 480mm
- Table frame width adjustment range: 1000-1600mm
- Height adjustment speed: 20mm/s (no load)
- Maximum load capacity: 80 Kg
- Noise level (DB): <50db
- Input power (V): AC 100-220V @50-60Hz
- Recommended desk/table top size(LxW): (1000-1600mm)x(600-800mm)

SINGLE LEG TABLE MECHANISM WITH SINGLE MOTOR



OZ-SMT-1L STD BLACK

Features:

- Single leg adjustable table frame with dual 3 stage motor
- With inbuilt anti collision sensor and safety control
- Mechanism with storage of 4 heights as memory function
- Silent & smooth movement with adjustment for every mm
- Adjustment control button for up/down movements

Specifications:

- Height adjustment range: 610-1260mm
- Stroke length: 650mm
- Height adjustment speed: 32mm/s (no load)
- Maximum load capacity: 120 Kg
- Noise level (DB): <50db
- Input power (V): AC 100-220V @50-60Hz
- Recommended desk/table top size(LxW): (750-900mm)x(500-600mm)

VERTEBRAE (CABLE ORGANIZER)




OZ-VRB 1.3M BLACK

Cable Organizer

Features:

- Suitable for work stations or desks
- Conceals electric and data cables separately
- Enhances the aesthetics of the work space
- Available length: 1300mm

*Note: Available Against Firm Orders



**ELECTRIC
SOCKET ORGANIZER**

ELECTRIC FLIP SOCKET ORGANISER



Features

- Touch Sensor based Electric rotation design for space-saving and modern offices
- Equipped with Inbuilt 15W wireless charger, USB Port, 3-Pin Sockets for all types of electronic devices
- Made of corrosion-resistant, wear-resistant aluminum alloy
- Easy installation with a simple cutout on the table

Specifications

- Available ports: D-type electrical plug-2 Nos., USB charger-2 Nos., 15W Wireless charger-1 No.
- Power cord length: 1.5m
- USB charger: 5V/2.1A
- Product panel size: 391x120mm
- Material: Aluminium case
- Finish: Silver & Black
- Cut-out size: 381x110mm

Usage: Touch the sensor to flip the socket organizer for use, touch again for flip to close

Product Code
OE-ESO66-FS-E-WC STD SILVER
OE-ESO66-FS-E-WC STD BLACK

MANUAL FLIP SOCKET ORGANIZER



Features

- Push type manual rotation design for space-saving and modern offices
- Equipped with three 3-Pin Sockets & 2 USB Ports
- Made of corrosion-resistant, wear-resistant aluminum alloy
- Easy installation with a simple cutout on the table

Specifications

- Available ports: D-type electrical plug-3 Nos., USB charger-2 Nos.
- Available switch for power on & off
- Power cord length: 1.5m
- USB charger:5V/2.1A
- Product Size: 289x110x105mm
- Material: Aluminium case in the middle+Plastic on both sides
- Finish: Silver, Black
- Cut-out hole size: 257x103mm

Usage: Push down to flip the socket organizer for use, push on opposite side for flip to close

Product Code
OE-ESO55-FS-M STD SILVER
OE-ESO55-FS-M STD BLACK

ELECTRIC POWER TRACK



Features

- Flexible power access at any point along the track
- Power tracks provide a continuous, protected power supply
- Power tracks have a sleek appearance that integrates well into modern interiors.
- Power Adapters can slides along power track for flexible use
- Easy installation, removal, and re-positioning inside power track

Specifications

- Power track dimension:600x86x21mm & 1000x86x21mm
- Rated voltage/frequency/amperage: AC 100-250V / 50Hz / 32-64A
- Output power: 8000W
- Copper conductor cross section : 6.8mm x2
- Material: Aluminum alloy case + Silicon Strip+ PC Cover
- Finish: Black
- Cut-out size (600/1000mm): 590x72x25mm/ 990x72x25mm

Product Code
OE-ESO77-FMPT 600MM BLACK
OE-ESO77-FMPT 1000MM BLACK

DESK FITTINGS

DESK FITTINGS

ELECTRIC POWER ADAPTER



Features

- Power Socket for sliding into power track for flexible use
- Universal D-type adapter & USB type A & C
- Slim acrylic and aluminum alloy case
- Equipped with a blue LED ring (D-type adapter)
- Easy installation, removal, and re-positioning

Specifications

- Adapter type1: D-type socket adapter with LED
- Adapter type2: USB A & USB C type
- Input: AC 90-250V
- USB A + Type-C Output :20W
- Input voltage : AC 90-250V.
- Material: Aluminium alloy + case plastic
- Finish: Black

Usage: insert and move the power adaptor in track to convenient position and rotate clockwise to activate power

Product Code
OE-ESO77-PTSA-U3H STD BLACK
OE-ESO77-PTSA-USBC STD BLACK

MANUAL FLIP SOCKET ORGANIZER



Features

- Push pop-up type socket organiser
- Easy push based spring mechanism for driving out the sockets
- Three ways to charge/plug your devices
- Four sides with 4 D-type Socket and 20W USB-A & USB-C type sockets
- Equipped with wireless charger (15W) on top and can be used even in closed state
- Quick & simple installation

Specifications

- Pneumatic push open type pop-up socket organizer with 4 universal outlet 20W USB A+C+15 W wireless charger
- Power cord length: 1.5m
- Height under-table: 200mm
- Input voltage: AC90-250V
- Power: Max 1500W
- Material: ABS plastic
- Finish: Black
- Cut-out size: 98-100mm dia hole

Usage: press the top, the socket will rise; press the top to lower and hide the socket in the desk

Product Code
OE-ESO44-PPO STD BLACK

FLAP POP-UP SOCKET ORGANIZER With Wireless Charger



Features

- Spring based push type pop-up box with wireless charging (15W)
- Smooth pop-up mechanism in a 45-degree angle with damped spring structure
- Space-saving design, pops up when in use and hides away nearly flush with the surface when not in use
- Wireless charger can be used in closed position as well

Specifications

- Available Ports: D-type electrical plug-2 Nos., USB -A socket-2 Nos., 15W wireless charger
- Top panel size 250x130mmx130mm
- Power cord length: 1.5m
- USB charger: 5V/2.1A
- Material: Aluminium
- Finish: Black
- Cut-out size: 242x121mm
- Usage: Push down the flap and it automatically pop-up at 45degree for easy plug-in

Product Code
OE-ESO33-POWC STD BLACK

FLAP POP-UP SOCKET ORGANIZER



Features

- Spring based push button type pop-up box
- Smooth pop-up mechanism in a 45-degree angle with damped spring structure
- Space-saving design, pops up when in use and hides away nearly flush with the surface when not in use

Specifications

- Available ports: D-type electrical plug-2 Nos., USB charger-2 Nos.
- Top panel size: 262x120mm
- Bottom box size:222x108x65mm
- Power cord length: 1.5m
- USB charger: 5V/2.1A
- Material: Aluminium cover+iron bottom box
- Finish: Silver/ Black
- Cut-out size: 224x109mm

Usage: Push button on panel to pop-up the socket panel and push back the pop-up flap to close

Product Code
OE-ESO22-PO STD SILVER
OE-ESO22-PO STD BLACK

UNDER TABLE SOCKET ORGANIZER



Features

- Under table screw-on type socket organizer
- For use in below desk tops/ overhead units
- Space-saving design

Specifications

- Available ports: D-type universal socket-2 Nos. +USB-A socket-2 Nos. +Cat 5 LAN cable socket-1 Nos.+telephone line socket-1 Nos.
- Power cord length: 1.5m
- Available switch for power on & off
- USB charger: 5V 2.1A
- Material: Aluminium frame+plastic intersurface
- Finish: Black

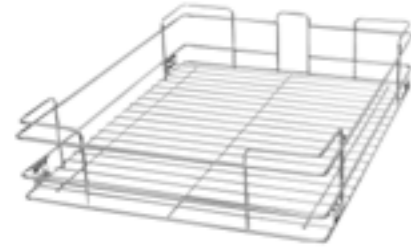
Usage: Simply plug your device and use

Product Code
OE-ESO11-UTM STD BLACK



KITCHEN WIRE BASKET
SPEEDY SERIES

PLAIN BASKET



- Plain basket for use with ball bearing drawer runner
- Basket equipped with prefixed ball bearing runner clamps
- Order ball bearing runner separately
- Basket finish: Chrome

Product Code (450mm/18inches)	Basket size(WxDxH)
OZS-WB-P 15x18x4 CP	378x450x100 mm
OZS-WB-P 15x18x6 CP	378x450x150 mm
OZS-WB-P 15x18x8 CP	378x450x200 mm
OZS-WB-P 17x18x4 CP	429x450x100 mm
OZS-WB-P 17x18x6 CP	429x450x150 mm
OZS-WB-P 17x18x8 CP	429x450x200 mm
OZS-WB-P 19x18x4 CP	479x450x100 mm
OZS-WB-P 19x18x6 CP	479x450x150 mm
OZS-WB-P 19x18x8 CP	479x450x200 mm
OZS-WB-P 21x18x4 CP	530x450x100 mm
OZS-WB-P 21x18x6 CP	530x450x150 mm
OZS-WB-P 21x18x8 CP	530x450x200 mm

Product Code (500mm/20inches)	Basket size(WxDxH)
OZS-WB-P 15x20x4 CP	378x500x100 mm
OZS-WB-P 15x20x6 CP	378x500x150 mm
OZS-WB-P 15x20x8 CP	378x500x200 mm
OZS-WB-P 17x20x4 CP	429x500x100 mm
OZS-WB-P 17x20x6 CP	429x500x150 mm
OZS-WB-P 17x20x8 CP	429x500x200 mm
OZS-WB-P 19x20x4 CP	479x500x100 mm
OZS-WB-P 19x20x6 CP	479x500x150 mm
OZS-WB-P 19x20x8 CP	479x500x200 mm
OZS-WB-P 21x20x4 CP	530x500x100 mm
OZS-WB-P 21x20x6 CP	530x500x150 mm
OZS-WB-P 21x20x8 CP	530x500x200 mm

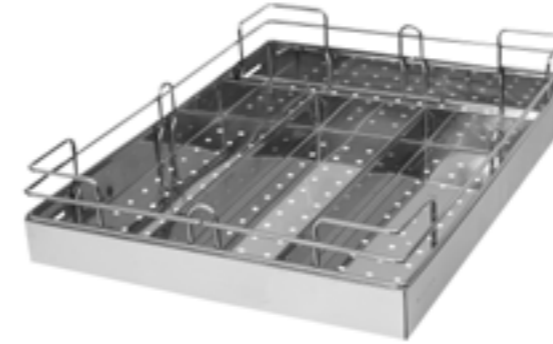
Product Code (550mm/22inches)	Basket size(WxDxH)
OZS-WB-P 15x22x4 CP	378x550x100 mm
OZS-WB-P 15x22x6 CP	378x550x150 mm
OZS-WB-P 15x22x8 CP	378x550x200 mm
OZS-WB-P 17x22x4 CP	429x550x100 mm
OZS-WB-P 17x22x6 CP	429x550x150 mm
OZS-WB-P 17x22x8 CP	429x550x200 mm
OZS-WB-P 19x22x4 CP	479x550x100 mm
OZS-WB-P 19x22x6 CP	479x550x150 mm
OZS-WB-P 19x22x8 CP	479x550x200 mm
OZS-WB-P 21x22x4 CP	530x550x100 mm
OZS-WB-P 21x22x6 CP	530x550x150 mm
OZS-WB-P 21x22x8 CP	530x550x200 mm

BASKET INSERTS

- Basket Inserts for conveniently storing kitchen essentials
- Equipped with connector for fixing with basket
- Insert length: 500/550 mm
- Finish: Chrome

Image	Description	Product Code (450mm/18inches)	Product Code (500mm/20inches)	Product Code (550mm/22inches)
	Cup & Saucer Insert for basket height 150mm	OZS-WB-CS-HP 18x3 CP	OZS-WB-CS-HP 20x3 CP	OZS-WB-CS-HP 22x3 CP
	Plate Insert for basket height 200mm	OZS-WB-PL-HP 18x5 CP	OZS-WB-PL-HP 20x5 CP	OZS-WB-PL-HP 22x5 CP
	Thali Insert for basket height 200mm	OZS-WB-TH-HP 18x7 CP	OZS-WB-TH-HP 20x7 CP	OZS-WB-TH-HP 22x7 CP
	Half Partition Insert for basket height 100mm	OZS-WB-P-HP 18x4 CP	OZS-WB-P-HP 20x4 CP	OZS-WB-P-HP 22x4 CP
	Half Partition Insert for basket height 150mm	OZS-WB-P-HP 18x6 CP	OZS-WB-P-HP 20x6 CP	OZS-WB-P-HP 22x6 CP
	Half Partition Insert for basket height 200mm	OZS-WB-P-HP 18x8 CP	OZS-WB-P-HP 20x8 CP	OZS-WB-P-HP 22x8 CP

PERFORATED CUTLERY BASKET



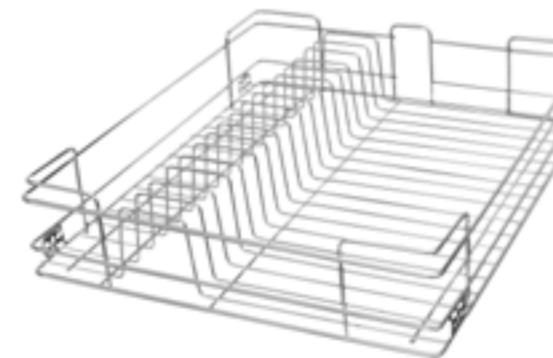
- Special Perforated metal sheet cutlery wire basket for use with ball bearing drawer runners
- Basket equipped with prefixed ball bearing runner clamps
- Order ball bearing runner separately
- Basket finish: Chrome

Product Code (450mm/18inches)	Basket Size (WxDxH)
OZS-WB-C 15x18x4 CP	378x450x100 mm
OZS-WB-C 17x18x4 CP	429x450x100 mm
OZS-WB-C 19x18x4 CP	479x450x100 mm
OZS-WB-C 21x18x4 CP	530x450x100 mm

Product Code (500mm/20inches)	Basket Size (WxDxH)
OZS-WB-C 15x20x4 CP	378x500x100 mm
OZS-WB-C 17x20x4 CP	429x500x100 mm
OZS-WB-C 19x20x4 CP	479x500x100 mm
OZS-WB-C 21x20x4 CP	530x500x100 mm

Product Code (550mm/22inches)	Basket Size (WxDxH)
OZS-WB-C 15x22x4 CP	378x550x100 mm
OZS-WB-C 17x22x4 CP	429x550x100 mm
OZS-WB-C 19x22x4 CP	479x550x100 mm
OZS-WB-C 21x22x4 CP	530x550x100 mm

CUP & SAUCER BASKET



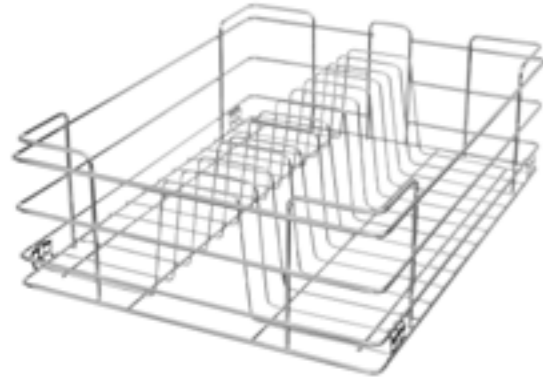
- Basket with prefixed saucer insert for use with ball bearing drawer runners
- Basket equipped with prefixed ball bearing runner clamps
- Order ball bearing runner separately
- Basket finish: Chrome

Product Code (450mm/18inches)	Basket Size (WxDxH)
OZS-WB-CS 15x18x4 CP	378x450x100 mm
OZS-WB-CS 17x18x4 CP	429x450x100 mm
OZS-WB-CS 19x18x4 CP	479x450x100 mm
OZS-WB-CS 21x18x4 CP	530x450x100 mm

Product Code (500mm/20inches)	Basket Size (WxDxH)
OZS-WB-CS 15x20x4 CP	378x500x100 mm
OZS-WB-CS 17x20x4 CP	429x500x100 mm
OZS-WB-CS 19x20x4 CP	479x500x100 mm
OZS-WB-CS 21x20x4 CP	530x500x100 mm

Product Code (550mm/22inches)	Basket Size (WxDxH)
OZS-WB-CS 15x22x4 CP	378x550x100 mm
OZS-WB-CS 17x22x4 CP	429x550x100 mm
OZS-WB-CS 19x22x4 CP	479x550x100 mm
OZS-WB-CS 21x22x4 CP	530x550x100 mm

PLATE BASKET



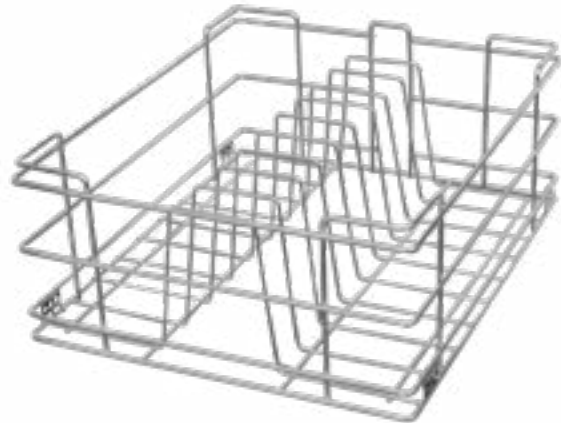
- Basket with prefixed plate insert for use with ball bearing drawer runners
- Basket equipped with prefixed ball bearing runner clamps
- Order ball bearing runner separately
- Basket finish: Chrome

Product Code (450mm/18inches)	Basket Size (WxDxH)
OZS-WB-PL 15x18x6 CP	378x450x150 mm
OZS-WB-PL 17x18x6 CP	429x450x150 mm
OZS-WB-PL 19x18x6 CP	479x450x150 mm
OZS-WB-PL 21x18x6 CP	530x450x150 mm

Product Code (500mm/20inches)	Basket Size (WxDxH)
OZS-WB-PL 15x20x6 CP	378x500x150 mm
OZS-WB-PL 17x20x6 CP	429x500x150 mm
OZS-WB-PL 19x20x6 CP	479x500x150 mm
OZS-WB-PL 21x20x6 CP	530x500x150 mm

Product Code (550mm/22inches)	Basket Size (WxDxH)
OZS-WB-PL 15x22x6 CP	378x550x150 mm
OZS-WB-PL 17x22x6 CP	429x550x150 mm
OZS-WB-PL 19x22x6 CP	479x550x150 mm
OZS-WB-PL 21x22x6 CP	530x550x150 mm

THALI BASKET



- Basket with prefixed thali insert for use with ball bearing drawer runners
- Basket equipped with prefixed ball bearing runner clamps
- Order ball bearing runner separately
- Basket finish: Chrome

Product Code (450mm/18inches)	Basket Size (WxDxH)
OZS-WB-TH 15x18x8 CP	378x450x200 mm
OZS-WB-TH 17x18x8 CP	429x450x200 mm
OZS-WB-TH 19x18x8 CP	479x450x200 mm
OZS-WB-TH 21x18x8 CP	530x450x200 mm

Product Code (500mm/20inches)	Basket Size (WxDxH)
OZS-WB-TH 15x20x8 CP	378x500x200 mm
OZS-WB-TH 17x20x8 CP	429x500x200 mm
OZS-WB-TH 19x20x8 CP	479x500x200 mm
OZS-WB-TH 21x20x8 CP	530x500x200 mm

Product Code (550mm/22inches)	Basket Size (WxDxH)
OZS-WB-TH 15x22x8 CP	378x550x200 mm
OZS-WB-TH 17x22x8 CP	429x550x200 mm
OZS-WB-TH 19x22x8 CP	479x550x200 mm
OZS-WB-TH 21x22x8 CP	530x550x200 mm

GRAIN TROLLEY BASKET



- Basket for storage of heavy items & use with ball bearing drawer runners
- Basket also equipped with prefixed ball bearing runner clamps
- Order pull out mechanism separately
- Basket finish: Chrome

Product Code (500mm/20inches)	Basket size (WxDxH)
OZS-WB-G 15x20x8 CP	378x500x200 mm
OZS-WB-G 17x20x8 CP	429x500x200 mm
OZS-WB-G 19x20x8 CP	479x500x200 mm
OZS-WB-G 21x20x8 CP	530x500x200 mm
OZS-WB-GTMECH 21" GREY	Grain trolley pull out mechanism

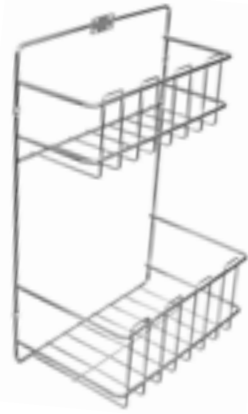
VEGETABLE BASKET



- Basket for open storage of vegetables and fruits & use with ball bearing drawer runners
- Basket equipped with prefixed ball bearing runner clamps
- Order ball bearing runner (500 mm) separately
- Basket finish: Chrome

Product Code (500mm/20inches)	Basket size (WxDxH)
OZS-WB-V 15x20x6 CP	378x500x150 mm
OZS-WB-V 17x20x6 CP	429x500x150 mm

DETERGENT RACK



- Wire based double decker rack for keeping detergents and cleaning agents
- For fixing onto hinged cabinet shutter
- Min cabinet width: 300 mm
- Basket Finish: Chrome

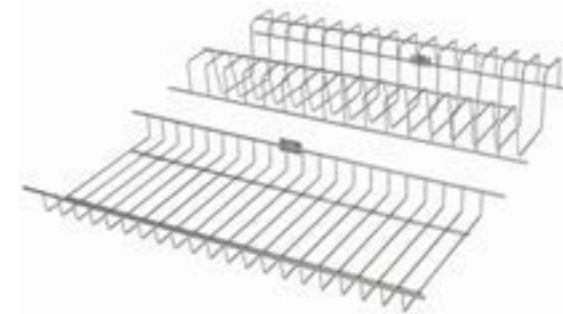
Product Code (500mm/20inches)	Basket size (WxDxH)
OZS-W-D 150x450MM CP	253x155x383 mm

BOTTLE PULL-OUT

- Wire basket based narrow pull out units for conveniently storing bottles and small boxes
- Basket equipped with prefixed ball bearing runner clamps
- Order ball bearing runner(500mm) separately
- Basket finish: Chrome

Image	Product Code (450mm/18inches)	Product Code (500mm/20inches)	Basket size (WxDxH)
	OZS-W-BPO-2S 150x450MM CP	OZS-W-BPO-2S 100x500MM CP	98x500x450 mm
		OZS-W-BPO-2S 150x500MM CP	150x500x450 mm
	OZS-W-BPO-3S 150x450MM CP	OZS-W-BPO-2S 200x500MM CP	200x500x450 mm
		OZS-W-BPO-3S 150x500MM CP	150x500x525 mm
		OZS-W-BPO-3S 200x500MM CP	200x500x525 mm
	OZS-W-BPO-3S 250x450MM CP	OZS-W-BPO-3S 250x500MM CP	250x500x525 mm

DISH RACK



- Wire based dish rack to be used in overhead cabinets for keeping wet utensils
- Come in set for plate, thali tray & multi purpose tray
- Supplied with connectors for cabinet side wall
- Finish: Chrome

Product Code	Basket size(WXD)
OZS-W-DR 600MM CP	600x250 mm
OZS-W-DR 800MM CP	800x250 mm
OZS-W-DR 900MM CP	900x250 mm

BIN HOLDER



- Wire based waste bin holder for discarding kitchen waste
- Basket equipped with prefixed clamps for installation on cabinet hinged shutter
- Finish: Chrome

Product Code	Basket size(dia X H)
OZS-W-BH STD CP	275x205 mm

CYLINDER TROLLEY



- Wire based wheeled trolley for keeping cooking gas cylinders
- Basket equipped with wheels for easy maneuver
- Finish: Chrome

Product Code	Basket size(dia X H)
OZS-W-CT STD CP	315x125 mm

International Offices



Melbourne, Australia

32-40 Tarnard Drive, Braeside VIC
3195, Tel: +61 1300 088 225
Mob +61 (0) 4 301 301 02
info@ozoneaustralia.com.au
www.ozoneaustralia.com.au



Dubai, UAE

OZONE MEA TRADING LLC
Office no 129, Al Uruba Business
center, garhoud views building,
mezzanine floor (M1-3) Al
Garhoud, PO Box 430704,
Dubai UAE.

Works

Cluster-1
Ozone Overseas Pvt. Ltd.
Trilokpur Road, Kheri,
Nahan District-Sirmour,
Kala Amb,
Himachal Pradesh

Cluster-2
Ozone Overseas Pvt. Ltd.
Industrial Area Ghiloth,
Alwar,
Rajasthan

For Security Solutions:

Gurugram*

#548 Udyog Vihar, Phase 5,
Sector 19, Gurugram,
Haryana-122016
Tel: +91 124 4961164, 65

Experience Centres

Ozone Experience Centre

Build HQ, Raja Annamalai
Building, 1st Floor, Rukmani
Lakshmipathi Rd, Egmore,
Chennai, Tamil Nadu - 600008

Ozone Experience Centre

Mehrauli-Gurgaon Road,
Opp. Metro Pillar No-94,
Gadaiapur, Sector-28,
New Delhi - 110030

Ozone Experience Centre*

Ground Floor, Eldeco
Corporate Chamber -1,
Vibhuti Khand, Gomti
Nagar, Lucknow - 226010

Branch Offices

Ahmedabad

407, 4th Floor, Shivalik Abaise,
Opp. Shell Petrol Pump,
Pralhadnagar,
Ahmedabad - 380051
Tel: +91 079 29706789

Bengaluru

No. 424, 2nd Floor, Above
HDFC Bank,
Passport Office Road, 6th block,
Koramangala, Bengaluru - 560034
Tel: +91 80 41207539
blrhub@ozone-india.com

Chandigarh

SCO 907, NAC Mani Majra
Near Solitaire Hotel,
Chandigarh - 160101
Mob: +91 9316001154

Chennai

1-A, Jasoda Apartments,
No: 12, Ground Floor, Bank Street,
Kilpauk, Chennai - 600010.
Tel: 044 43802063

Cochin

No. 737/11, Opp. Lotus Club,
Warriam Road, Eranakulam, Cochin
Kerala - 682016
Mob: +91 7291981739

Hyderabad

Unit # 704, 7th Floor,
Shangrila Plaza,
Road No. 2, Banjara Hills,
Hyderabad - 500034

Indore

503, B Block,
Prakrati Corporate,
Y N Road, Indore - 452001
Mob: +91 9589589902

Jaipur

27, 5th Floor, Mahima Trinity Mall,
Swey Farm, New Sanganer Road,
Jaipur-302019
Tel: +91 141 2294261
jaipurhub@ozone-india.com

Kolkata

4 Govt Place, 4th floor,
Room No:- 4H
Delta House. Kolkatta - 700001
Mob: +91 9831176481

Pune

#105, 1st Floor, Suyog Center
Market Yard, Gultekdi,
Pune - 411037
Mob: +91 7678117567

Mumbai

The Avenue, 607,
Near Waterstones Hotel,
Int. Airport Road,
Marol, Andheri (E),
Mumbai - 400059
Tel : +91 22 28306453
Mob: +91 7045775977

Surat

201, Luxuria Business Hub,
Nr.V.R.Mall, Surat-Dumas Road,
New Magdalla Road,
Surat - 395007
Mob: +91 9724009921

Visakhapatnam

Door No 48-3-39, Sarayu Residency
Srinagar, Opp. Day and Night
Hospital, Visakhapatnam
A.P. 530016
Mob: +91 9515156438

*Also Operation Office



Visit Website

*Specifications are subject to change without any prior notice



Corporate Office: H-40, Bali Nagar, New Delhi - 110015, INDIA

www.ozone.in | Customer Care: +91 9310012300 | customercare@ozone.in